



City and County of Swansea

Notice of Meeting

You are invited to attend a Meeting of the

Scrutiny Performance Panel - Service Improvement, Regeneration and Finance

At: Multi-Location Meeting - Gloucester Room, Guildhall / MS Teams

On: Tuesday, 26 September 2023

Time: 10.00 am

Convenor: Councillor Chris Holley OBE

Membership:

Councillors: P M Black, C M J Evans, E W Fitzgerald, T J Hennegan, P R Hood-Williams, L James, D H Jenkins, M H Jones, M Jones, S M Jones, J W Jones, M W Locke, B J Rowlands, W G Thomas, M S Tribe and T M White

Agenda

Page No.

- | | | |
|----------|---|----------------|
| 1 | Apologies for Absence | |
| 2 | Disclosure of Personal and Prejudicial Interests
www.swansea.gov.uk/disclosuresofinterests | |
| 3 | Prohibition of Whipped Votes and Declaration of Party Whips | |
| 4 | Minutes
To receive the minutes of the previous meeting(s) and agree as an accurate record. | 1 - 3 |
| 5 | Public Questions
Questions can be submitted in writing to Scrutiny scrutiny@swansea.gov.uk up until noon on the working day prior to the meeting. Written questions take precedence. Public may attend and ask questions in person if time allows. Questions must relate to items on the open part of the agenda and will be dealt with in a 10 minute period. | |
| 6 | Capital Outturn and Financing 2022/23
Cllr Rob Stewart - Cabinet Member for Economy, Finance and Strategy
Ben Smith – Director of Finance / S.151 Officer | 4 - 11 |
| 7 | Quarter 1 2023/24 Performance Monitoring Report
Cllr David Hopkins – Cabinet Member for Corporate Services & | 12 - 60 |

Performance
Richard Rowlands – Strategic Delivery & Performance Manager

8 Work Plan

61 - 63

Next Meeting: Tuesday, 17 October 2023 at 10.00 am



Huw Evans
Head of Democratic Services
Tuesday, 19 September 2023

Contact: Scrutiny Officer - 01792 636292

Agenda Item 4



City and County of Swansea

Minutes of the **Scrutiny Performance Panel – Service Improvement, Regeneration & Finance**

Multi-Location Meeting - Gloucester Room, Guildhall / MS Teams

Tuesday, 5 September 2023 at 10.00 am

Present: Councillor C A Holley (Chair) Presided

Councillor(s)

P M Black
D Jenkins
M H Jones
B J Rowlands

Councillor(s)

E W Fitzgerald
J W Jones
S Jones
W G Thomas

Councillor(s)

L James
M Jones
M W Locke

Cabinet Member(s)

Cllr David Hopkins

Cabinet Member for Corporate Services and Performance

Cllr Robert Francis-Davies

Cabinet Member for Investment, Regeneration, Events and Tourism

Officer(s)

Martin Nicholls
Ben Smith
Richard Rowlands
Lee Richards
Scott Dummett
Rachel Percival

Chief Executive
Director of Finance and Section 151 Officer
Corporate Performance Manager
City Centre Team Leader
Lead Lawyer
Scrutiny Officer

Apologies for Absence

Councillor(s): C M J Evans, P R Hood-Williams, M S Tribe, T M White

1 Disclosure of Personal and Prejudicial Interests

There were no disclosures of Personal and Prejudicial Interests.

2 Prohibition of Whipped Votes and Declaration of Party Whips

None.

3 Minutes

Minutes of the previous Service Improvement and Finance and Development and Regeneration Panels were agreed.

4 Public Questions

There were no public questions received.

5 Revenue Financial Outturn 2022/23

Ben Smith the Director of Finance and Section 151 Officer presented the report followed by questions and discussion.

- Overall, the Outturn demonstrates that all Directorates have an underspend against their service budgets, with requests for nearly £14m of the £18m service underspend to be carried over to 2023/24.
- There is an underspend on revenue costs of servicing capital financing of £8.6m due to slippage, borrowing at low sub 2% rates and temporary loaning out of surplus cash at variable rates of above 5%.
- £2m has been drawn from earmarked reserves plus £8m drawn from schools' reserves which is lower than originally assumed but is not a sustainable financial position going forward.
- Council tax showed a small surplus of £32,000.
- The Oracle Project has carried over £3.8m to this financial year.
- Council have approved borrowing of a further £50m for future developments and £25m for the Mumbles Coastal Risk Management Programme Scheme, however there are no plans to borrow this in the short term until interest rates have materially lowered.
- There are substantial persistent inflation pressures, unresolved pay awards and an increase in energy costs in 2023/24.

6 Revenue Outturn 2022/23 (Housing Revenue Account)

Ben Smith presented the report followed by questions and discussion.

- Slippage on the capital programme has resulted in an underspend on revenue financing of capital of around £6m, this will roll forward into next year.
- Rental income has increased by £1.2m compared to the budget.
- Housing Revenue is always ringfenced for spending only on Council Housing.

7 Annual Performance Monitoring Report for 2022/2023

Cllr David Hopkins, Cabinet Member for Corporate Services and Performance and Richard Rowlands Corporate Performance Manager presented the report followed by questions and discussion.

- The report demonstrates an overall improvement with affects of the pandemic still evident.
- In relation to performance against targets out of 49 indicators, 25 met or bettered their targets, 3 missed their target but were within 5% and 8 missed their targets. The remaining 13 had no targets.
- In relation to performance compared to same period of the previous year out of 49 indicators, 22 show improving or maintaining performance, 2 show declining performance but within 5% and 15 show declining performance trends. The remaining 10 indicators are new therefore there is no historical data.
- The performance areas with no targets or historical data are mainly the result of a new national social services performance framework introduced by Welsh Government.

- An update on policy commitments has been completed and performance indicators have been reviewed following the development of the new corporate plan. The revised suite will be reported from the first quarter of the new year.

8 Annual Review of Performance 2022/2023

Cllr David Hopkins and Richard Rowlands presented the report followed by questions and discussion.

- This report differs to item 7 by giving a broader perspective looking at wellbeing objectives and the corporate plan. The report also meets duties as required by the Local Government and Elections Act 2021 and the Wellbeing of Future Generations (Wales) Act 2015.
- Overall progress and the prospects of improvement are assessed using criteria outcomes for each of the six wellbeing objectives using self-reflection tools by each lead Director/Head of Service which are then challenged by a strategic governance group.
- Areas for improvement that were identified last year by Audit Wales, Scrutiny and Governance and Audit Committee have been addressed in this year's review.

9 Draft Work Plan 2023/24

The Panel agreed the draft plan for 2023/24. The Chair noted that instead of a regular quarterly progress / monitoring report there would be a focus on specific regeneration projects chosen by the Panel.

10 Letters

11 Exclusion of the Public

The public were excluded from the meeting on the grounds that it involves the likely disclosure of exempt information as set out in Paragraph 14 of Schedule 12A of the Local Government Act 1972 as amended by the Local Government (Access to Information) (Variation) (Wales) Order 2007.

12 Copr Bay Development

Martin Nicholls, Chief Executive provided a statement including the following information, this was followed by a closed session.

- On the 18 August, Buckingham Group issued a notice of its intention to appoint an administrator. Much of the business formally entered administration on 4 September. At the time of this meeting no contact has yet been made with the administrator.
- There have been ongoing challenges with the delivery of the car park however the other elements have been completed and handed over. Legal advice is being taken with a view to getting the project completed as swiftly as possible.
- Officers and Members will work to identify a suitable contractor and timescale to deliver the remaining works, utilising the remaining available budget.

The meeting ended at 11.30 am.

Chair

Agenda Item 6



Report of the Director of Finance and Section 151 Officer

Cabinet – 21 September 2023

Capital Outturn and Financing 2022/23

Purpose:	This report details capital outturn and financing for the year ended 31 March 2023.
Policy Framework:	Budget Plan 2022/23.
Consultation:	Cabinet Members, Corporate Management Team, Legal and Access to Services
Recommendation(s):	It is recommended that: 1) The net underspend of the increased capital budget of £28.8m is carried forward to 2023/24
Report Author:	Ben Smith
Finance Officer:	Ben Smith
Legal Officer:	Debbie Smith
Access to Services Officer:	Rhian Millar

1. Background

- 1.1 The original capital budget approved by Council in February 2022 for 2022/23 totalled £144,561m (excluding the waste provision). During 2022/23 this figure was increased by £14.8m to give a revised budget of £159.4m.

The net increase in the capital budget was the result of:

1. The addition of both grant funded and Council funded schemes after Council approved the original programme,
2. Delayed or reprofiled spending from 2021/22 carried forward into 2022/23.

2. Outturn 2022/2023

- 2.1 Capital outturn in 2021/22 on the approved budget was £121.1m, which is a significant level of spend across all service areas. There was an under spend on the approved and reprofiled budget of £28.8m which is detailed in Appendix A. Apart from a small number of exceptions, the under spends in the capital budget represent delayed or reprofiled spend on approved schemes. As such, the unspent budget will need to be carried forward to 2023/24 in order to complete schemes in progress.
- 2.2 It should be recognised that capital schemes are complex projects which are often faced with a host of issues including legal (planning, procurement etc.) and operational (budget, ground conditions, weather), which can offer challenges to the delivery timetable.
- 2.3 Underspends in excess of £0.5m are set out in Appendix C with accompanying comments.
- 2.4 Appendix A shows the breakdown of Capital Expenditure and variances in respect of individual Directorates and highlights the sum of £40.2m spent on HRA properties during the year.
- 2.5 Notwithstanding the under spending mentioned above, the capital outturn represents significant expenditure on a number of major projects. Appendix B lists projects with expenditure in excess of £0.5m.

3. Financial Implications

- 3.1 2022/2023 capital expenditure has been financed as follows:

Financing Requirement	£'000
Unfinanced sundry creditors 2021/22	7,626
2022/23 ledger capital spend	122,184
To be financed sundry creditors 2022/23	-6,136
Spend to be funded in 2022/23	123,674

Financing 2022/23	£'000
Supported Borrowing	6,347
Unsupported Borrowing (GF plus HRA)	14,051
Grants and Contributions	67,702
Revenue contributions to capital	28,400
Capital receipts	7,175
Total financing 2022/23	123,674

4. Legal Implications

4.1 There are no legal implications.

5. Integrated Assessment Implications

5.1 The Council is subject to the Equality Act (Public Sector Equality Duty and the socio-economic duty), the Well-being of Future Generations (Wales) Act 2015 and the Welsh Language (Wales) Measure, and must in the exercise of their functions, have due regard to the need to:

- Eliminate unlawful discrimination, harassment and victimisation and other conduct prohibited by the Acts.
- Advance equality of opportunity between people who share a protected characteristic and those who do not.
- Foster good relations between people who share a protected characteristic and those who do not.
- Deliver better outcomes for those people who experience socio-economic disadvantage
- Consider opportunities for people to use the Welsh language
- Treat the Welsh language no less favourably than English.
- Ensure that the needs of the present are met without compromising the ability of future generations to meet their own needs.

The Well-being of Future Generations (Wales) Act 2005 mandates that public bodies in Wales must carry out sustainable development. Sustainable development means the process of improving the economic, social, environmental and cultural well-being of Wales by taking action, in accordance with the sustainable development principle, aimed at achieving the 'well-being goals'.

Our Integrated Impact Assessment (IIA) process ensures we have paid due regard to the above. It also takes into account other key issues and priorities, such as poverty and social exclusion, community cohesion, carers, the United Nations Convention on the Rights of the Child (UNCRC) and Welsh language.

5.2 There are no implications arising from this report. A full analysis of equalities implications is carried out as part of the annual budget process and any expenditure detailed in this report is on approved schemes. Individual capital schemes approved will be subject to IIA process.

Background Papers: None

Appendices:

- | | |
|------------|--|
| Appendix A | Capital Programme Outturn Summary |
| Appendix B | Capital Projects with spend in excess of £500k |
| Appendix C | Capital Projects underspend in excess of £500k |

Directorate Comparison	Original Budget 2022/23	Revised Budget 2022/23	Outturn 2022/23	Net Over / (Under) spending
	£'000	£'000	£'000	£'000
Finance	1,750	985	0	(985)
Digital Services and Customer Services	2,418	2,315	1,641	(674)
Education	5,155	13,372	10,167	(3,205)
Social Services	1,500	851	780	(71)
Place	133,478	139,798	108,480	(31,318)
Total	144,301	157,321	121,068	(36,253)

Budget Book Comparison	Original Budget 2022/23	Revised Budget 2022/23	Outturn 2022/23	Net Over / (Under) spending
	£'000	£'000	£'000	£'000
Education (including 21st Century Schools)	5,155	13,372	10,167	(3,205)
General Fund Services	80,994	106,903	70,732	(36,171)
HRA	58,152	37,046	40,169	3,123
Total	144,301	157,321	121,068	(36,253)

Capital Projects with spend in excess of £500k	Appendix B
General Fund Schemes	£'000
20mph National Rollout Programme Total	573
Active Travel strategic and local schemes (highways) Total	6,272
Bridges and Retaining Walls Total	750
Carriageway resurfacing and footways (including Highways Invest to save schemes and Patch schemes) Total	4,208
Highways Drainage works Total Total	453
LTF schemes including South Wales Metro, Dyfatty interchange, sustainable transport improvements and Baldwins bridge Total	2,789
Seawall repairs Mumbles Total	1,502
Street Lighting Conversion to LED Total	855
Vehicle replacement programme Total Total	323
Agile and Mobile IT equipment Total	615
Cefn Hengoed Community Hub Total	3,280
71-72 Kingsway Offices Total	10,120
Castle Square regeneration Total Total	309
Community hub (former BHS) Total	2,037
Copper Powerhouse Total	3,095
Debenhams Acquisition Total	2,690
Kingsway Infrastructure Total	1,242
Palace Theatre Total	3,600
Swansea Central Phase 1 construction (Arena and associated schemes) Total	1,769
Transforming Towns Placemaking schemes Total	1,724
Wind Street reimaged scheme Total Total	146
Bishopston Comprehensive school refurbishment Total	3,661
Free School Meals Total	1,385
YG Gwyr Secondary school extension Total	1,219
YGG Tan y Lan new build primary school Total	541
YGG Tirdeunaw new build primary school Total Total	260
Buildings capital maintenance (non-schools) Total	1,699
Schools building capital maintenance Total	6,220
Community Play Schemes Total	1,009

Housing Disabled Facilities Grants and MAGs Total	4,767
<i>HRA: various schemes</i>	
HRA Chimney repairs Total	789
HRA Energy Efficiency (including Boiler Replacements) Total	1,962
HRA External facilities Total	5,833
HRA Fire and Gas Safety improvements Total	2,148
HRA More Homes programme Total	10,911
HRA Refurbishment (mainly Kitchens & Bathrooms) Total	2,441
HRA Tenant Adaptations Programme Total	2,904
HRA Wind & Weatherproofing (including Hi-rise flats) Total	9,423
Total of schemes in excess of £0.5m	105,528

Capital Projects Underspent in excess of £500k

Project	£'000	Comments
Education		
3G Pitch Olcfa Comprehensive	1,039	The tendering of this project was dependent upon the completion of a land sale at the school, which took place in January 2023. This project is now in construction phase and is due to be completed by September 2023.
Culture & Tourism		
Cefn Hengoed Community Hub	1,607	The scheme is well underway, and expected to be completed in the Autumn 2023. Currently the funding profile is showing circa £100k left in contingency on the project. There will be a retention held on the contract works, but we will identify that exactly once the works is completed.
Corporate Property		
Reloc Ferryboat Close Acquisition	726	Project requires rescoping to inform options to be report back to Cabinet in the Autumn.
Acquisition of Quay West Office	736	As per original Cabinet report capital sum for the amount of £736k has been retained in relation Quay West in order to facilitate & enable a lease restructure with the primary tenant which will significantly enhance the occupation of the building. Negotiations being finalised.
Highways		
Active Travel strategic and local schemes (highways)	758	Underspend primarily related to land issues associated with common land designation. Delays due to Welsh Government review process. Funding body was informed of potential underspend and further funding has been allocated for financial year 23-24
Seawall repairs Mumbles	1,418	Programme continues into 23-24 financial year and budget allocation is extended to ensure full spend can be achieved
Vehicle replacement programme Total	792	This a rolling programme of vehicle replacements. In year expenditure is planned to match departmental needs and remaining service potential of existing vehicles
Economic Regeneration & Planning		
71-72 Kingsway Offices	6,766	There have been construction delays and this will be completed in March 24
Castle Square regeneration Total	971	Construction tenders received and being analysed
Community hub (former BHS)	1,633	Currently underspent but Final FPR7 report to be presented to Cabinet with revised, increased Capital budget following tender process of all work packages.
Swansea Central Phase 1 construction (Arena and associated schemes)	7,221	Discussions continue with the Contractor on rectifying any remaining project defects
Economic Stimulus Outlying Comm	1,774	Underspend has been assigned to Palace Theatre project as part of Feb-23 FPR7 and will be utilised in 23/24 FY.
City Centre Re-purposing strategy	500	underspend to be allocate to the City Centre Strategy
HRA and Housing GF		
Disabled Facilities Grant	538	Underspend of £538k as a result of contractor capacity issues with existing framework of contractors unable to deliver the number of schemes needed to commit and spend budget. A new framework of contractors has been procured and commenced in January 2023 with increased capacity to ensure demand can be delivered and budget fully spent. Demand for DFGs increased in 2022-23 to levels above pre-covid years indicating existing DFG capital budget figures are needed in future.
Total underspends greater than £500k 2022/23	26,479	

Capital Projects Underspent in excess of £500k **Appendix C**

Project	£'000	Comments
Education		
Bishopston Comprehensive (Band B)	1,240	The extension of the construction phase has resulted in the profile spend not being achieved during the 2021/22 financial year.
YG Gwyr Secondary (Band B)	1,017	The bond held by the authority on behalf of Kier has not been released and elements of construction work have been delayed which has resulted in the profile spend not being achieved during the 2021/22 financial year.
YG Tan-y-Lan (Band B)	657	The revaluation and agreement of the value for the HRA land have only recently been concluded, and delays in the Highways works has resulted in the profile spend not being achieved during the 2021/22 financial year.
Digital		
Agile IT	721	The underspend is because of delays in the supply of goods.
Finance		
Finance contingency fund	1,952	The unspent balance will be carried forward into 2022/23
Highways		
Local Transport Fund Baldwins Bridge Interchange	973	Ongoing land negotiations.
Seawall repairs Mumbles	997	Budget allocation set aside for construction phase, scheduled to commence from summer 2022
Morfa Colvert	500	Design development ongoing with works restricted due to seasonal working restrictions within the river
Corporate Property		
Pipehouse Wharf relocation	768	This year has focussed on the necessary design and preparatory works, including site clearance. Significant spend and progress expected during 2022/23.
Members Community capital scheme (Play)	730	The budget is fully committed and will be delivered during 2022/23.
Town centre regeneration schemes (commercial)	736	Expected capital required to facilitate Ministry of Justice (MOJ) lease regear on Quay West. Monies to be used as capital contribution towards fit out costs to enable occupation which will generate additional revenue & enhance security for the authority.
Economic Regeneration & Planning		
Swansea Central Phase 1 construction (Arena and associated schemes)	13,469	Practical completion has been obtained on a number of sections within the coprbay project but not all. The church hall, café, residential accommodation, public realm together with a long snagging list and completion of the North block MSCP will extend the programme into the final quarter of this calendar year.
71-72 Kingsway Offices	4,825	Delay in contract award. Also, delay incurred following award of contract in May, aligning contractual matters, complicated by Covid restrictions.
Community Hub (former BHS)	1,429	Due to the delay in a decision from Welsh Government regarding funding the project was effectively on hold for a couple of months, so not progressed as anticipated. WG funding has now been approved but has extended the programme, however completion is still due in 2023/24
Transforming Towns - Placemaking	615	Several 3rd party property grants will have payments that will now fall into 2022/23 financial year. Council owned property enhanced by the Placemaking grant programme such as the Market enhancements, Dyfatty shops and Strand tunnels have recorded cost against their respective individual project budget codes.
Palace Theatre	902	A delay with the contract award meant the contractor started later in the year than anticipated.
Powerhouse scheme at Copperworks	984	Significant programme delays have been faced extending the project by a further circa 9/10 months, this has had an impact on the financial profiling set.
Kingsway renovation - Former Barclays scheme	608	The project is being re-tendered which will determine future programme
City Centre Re-purposing strategy	500	Budget allocated to smaller scale interventions that are currently at feasibility stage, with delivery and spend scheduled to commence 2022/23
HRA and Housing GF		
Disability Facilities grants	1,326	Slippage in programme due to delays in schemes from Covid outbreaks / isolation periods and the impact on construction industry
More Homes programme - Hillview / Baysview	842	Scheme delays caused by shortage of materials, issues with Welsh Water and a requirement to divert a sewer.
HRA General Environment schemes	543	A shortage of contractors has led to a number of tenders with poor or no returns, delaying the commencement of schemes.
HRA High-rise flats Croft Street	536	Delay in fee recharges being received from consultants.
Total underspends greater than £500k 2021/22	36,870	

Agenda Item 7



Report of the Cabinet Member for Corporate Services & Performance

Cabinet - 21 September 2023

Quarter 1 2023/24 Performance Monitoring Report

Purpose:	To report corporate performance for Quarter 1 2023/24.
Policy Framework:	<i>Delivering a Successful & Sustainable Swansea Corporate Plan 2023/28</i>
Consultation:	Access to Services, Finance, Legal.
Recommendation(s):	It is recommended that Cabinet: 1) Notes the Council's performance achieving the Council's wellbeing objectives in Q1 2023/24; 2) Endorses the use of this information to inform executive decisions on resource allocation and, where relevant, corrective actions to manage and improve performance and efficiency in delivering national and local priorities.
Report Author:	Richard Rowlands
Finance Officer:	Paul Roach
Legal Officer:	Debbie Smith
Access to Services Officer:	Rhian Millar

1.0 Introduction

1.1 This report presents an update on the performance in respect of delivering the Council's Well-being Objectives (priorities) set out in the Corporate Plan 2023/28 *Delivering a Successful & Sustainable Swansea*:

- Safeguarding people from harm.
- Improving Education & Skills.
- Transforming our Economy & Infrastructure.
- Tackling Poverty & Enabling Communities.
- Delivering on Nature Recovery and Climate Change.
- Transformation and financial resilience.

2.0 Council Performance: Corporate Plan Delivery Performance Q1 2023/24

2.1 In 2022/23, the Council has sought during the development of its new Corporate Plan 2023/28 to identify performance measures for each well-being objective that would allow progress to be measured (Appendix B). The data reported at Q1 2023/24 (Appendix A) are measures that can provide regular, robust and consistent data. Work continues to find appropriate and robust indicators to help measure, or to act as proxies to help measure, the progress towards meeting steps to deliver the Corporate Plan.

2.2 Trends and targets are not provided where their use is not appropriate or meaningful, e.g., where there are new indicators and targets or trends are not available or indicators where trends do not show any meaningful information; this is still a work in progress and any further updates will be provided at Q2.

2.3 At Q1, 19 indicators that had targets met or bettered those targets. These include:

- Exceeding the target to increase the percentage of residential reablement stays completed during the year where the need for support was mitigated or reduced;
- Surpassing the target to improve the percentage of enquiries completed within 7 working days from the receipt of the reported alleged abuse;
- Bettering the target to reduce the rate of looked after children (LAC) per 10,000 of the 0-17 Swansea population at end of the period (excluding asylum seekers).
- Topping the target to make improvements to reduce the number of Children / Young People Supported by Child and Family Services at the end of the period;
- Improving on the target to increase the number of children / young people / families supported by the Early Help Hubs;
- Beating the target to reduce the number of children on the Child Protection Register;
- Improving performance and exceeding the targets to improve attendance at both primary and secondary schools;
- Surpassing the target to increase the number of projects with social benefit clauses and BBM in their contracts;
- Approving 100% of all major planning applications that had an economic imperative;
- Improving and beating the target to reduce the average turnaround time for Land Charges;
- Exceeding the target to reduce the average time taken to process new Housing Benefit claims;
- Beating the target to reduce the average time taken to process Council Tax notification of changes in circumstances;

- Bettering the target to increase the amount of welfare benefits raised through securing rights and entitlements by the Welfare Rights Team.
- Beating the targets to increase the number of people gaining employment through Employability Support and the number of accredited qualifications achieved by adults with local Authority support respectively;
- Topping the value of grants received by the Tackling Poverty Development Team to support organisations and services to tackle poverty;
- Surpassed the targets and increased the number of online payments received via City and County of Swansea websites.

2.4 Of the other comparable indicators:

- 3 missed their targets; but all within 5% of the previous comparable result or the target respectively. These include: the percentage of identified carers who have been offered an assessment at the point of assessment of the 'cared for'; the percentage of pupil attendance in the Pupil Referral Unit and in Special Schools.
- 6 indicators that had targets missed those that had been set for Q1. For example:
 - The percentage of care and support plans for adults that were due to be reviewed and were reviewed at least once during the collection period. This data performance was expected as caring responsibilities transfer to the cared for Care and Support Plan.
 - The percentage of contacts received by statutory children's social services where a decision was made by the end of the next working day. On deeper analysis of the data, it is apparent that decision making is happening within one working day; however it is the recording of these decisions on the system that is bringing the overall percentage figure below 100%.
 - The percentage of visits to children on the Child Protection Register, which were not overdue. In April 2023, the local authority launched a new Statutory Visit form. This form has caused some issues with reporting, with visits being completed but not captured on the report due to worker error when completing the form. Data cleansing is underway and therefore the 84% is not an accurate value due to this.
 - The average time for processing new Council Tax reduction claims. A small reduction in processing times since the last quarter is pleasing and hopefully indicative of further progress to come. However, priority is being given to Housing Benefit claims at present and resources must be managed between the two benefits.
 - The number of working days/shifts per full time equivalent lost due to sickness absence. The number of days lost to sickness absence in Q1 is just short of target for this point in the year but is an improvement on the same period last year. Projecting to the end of Q4 would give an

outturn of 11.04 days per FTE. This would show a continuing improvement from 12.66 days in 2021/22 and 12.28 days in 2022/23.

- 2.5 There were 5 indicators that had no targets set for Q1; 4 indicators were new for 2023/24 reporting and 1 indicator (FINA16 – percentage of invoices and payment documents paid within 30 days) where performance data will not be available until Q2.

3.0 Policy Commitments

- 3.1 A further update on the Policy Commitments will be reported to Council on 5th October 2023.

4.0 Integrated Assessment Implications

- 4.1 The Council is subject to the Equality Act (Public Sector Equality Duty and the socio-economic duty), the Well-being of Future Generations (Wales) Act 2015 and the Welsh Language (Wales) Measure, and must in the exercise of their functions, have due regard to the need to:

- Eliminate unlawful discrimination, harassment and victimisation and other conduct prohibited by the Acts.
- Advance equality of opportunity between people who share a protected characteristic and those who do not.
- Foster good relations between people who share a protected characteristic and those who do not.
- Deliver better outcomes for those people who experience socio-economic disadvantage
- Consider opportunities for people to use the Welsh language
- Treat the Welsh language no less favourably than English.
- Ensure that the needs of the present are met without compromising the ability of future generations to meet their own needs.

- 4.2 The Well-being of Future Generations (Wales) Act 2015 mandates that public bodies in Wales must carry out sustainable development. Sustainable development means the process of improving the economic, social, environmental, and cultural well-being of Wales by acting, in accordance with the sustainable development principle, aimed at achieving the 'well-being goals.

- 4.3 Our Integrated Impact Assessment (IIA) process ensures we have paid due regard to the above. It also considers other key issues and priorities, such as poverty and social exclusion, community cohesion, carers, the United Nations Convention on the Rights of the Child (UNCRC) and Welsh language.

- 4.4 This report is on performance during Q1 2023/24 in delivering the Council's key priorities as set out in the Corporate Plan, so there is no direct impact on people or communities.

5.0 Financial Implications

5.1 In the current and anticipated financial environment further discussion and consideration will be required around priorities and target setting for performance improvement.

6.0 Legal Implications

6.1 There are no legal implications associated with this report.

Background Papers: None.

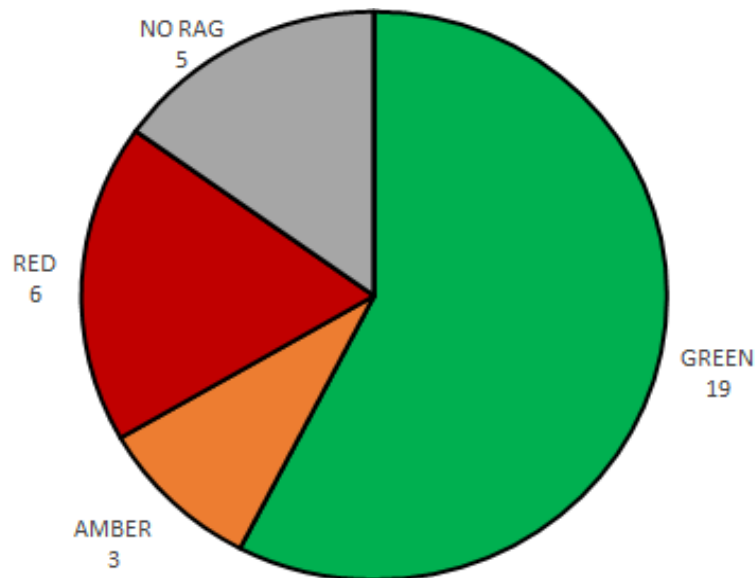
Appendices:

Appendix A Q1 2023/24 Performance Monitoring Report
Appendix B Corporate Performance Indicators 2023/24
Appendix C IIA screening form

Corporate Performance Management Report Q1 2023/2024

Performance against Target - Overall Council Summary

2023/2024 Quarter 1



Performance against the target:

- GREEN** Met or exceeded target
- AMBER** Missed target (less than 5%)
- RED** Missed target (more than 5%)
- NO RAG** No target set

Despite significant workforce challenges, our strategy to prioritise early intervention and prevention continues to help support safe and effective arrangements in children services despite that children are presenting with more complex needs post covid and families remain under considerable stress in the context of the cost of living crisis.

The number of children requiring statutory intervention remains stable across all indicators and as a result the number of children supported to remain living safely at home is high. The rate of looked after children remains stable and at a level that bucks the upward trend across many areas of Wales.

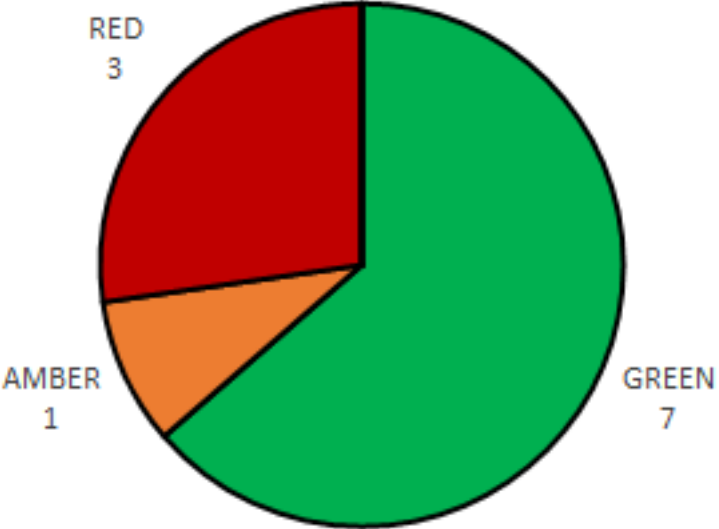
However there is a continued concern that the number of foster carers needed to provide care for those children who do need to be looked after isn't sufficient. This is compounding the difficulties associated with a lack of placement sufficiency in childrens residential care. The local authority has plans to significantly expand both in house fostering capacity and residential care but these plans will take 18 months to 2 years to come to fruition. We continue to have some difficulties with some performance reporting processes and as a result some manual assurance activity is having to take place where reported performance may indicate an area of concern. The Director of social services has reviewed this additional manual assurance information and is satisfied that overall assurance of safe and effective practice across children services remains high.

The most significant area of concern in adult services post covid has been in relation to domiciliary care capacity. Waiting lists for domiciliary care in Swansea are now at historic lows. This is a good proxy indicator that the multi-faceted strategy to deliver a sustainable model of adult services is starting to pay dividends.

The effectiveness of our integrated reablement services is a significant contributing factor and in particular the Council's sector leading residential reablement service. Less obvious but no less important is the pilot of an approach to commissioning an outcome focussed model of domiciliary care in the Gower, the development of a growing number of hyper local micro enterprises providing care and support and the investment in strengths based approaches to early intervention and prevention such as local area coordination.

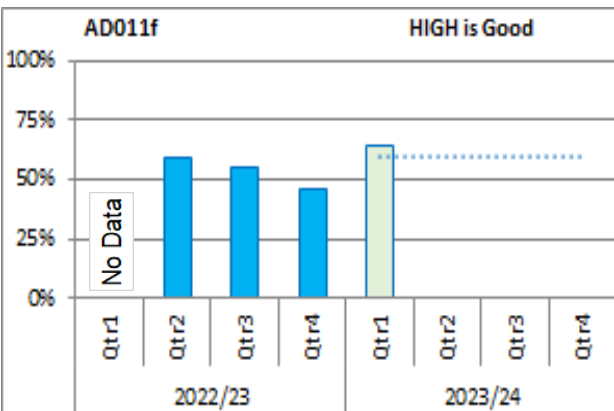
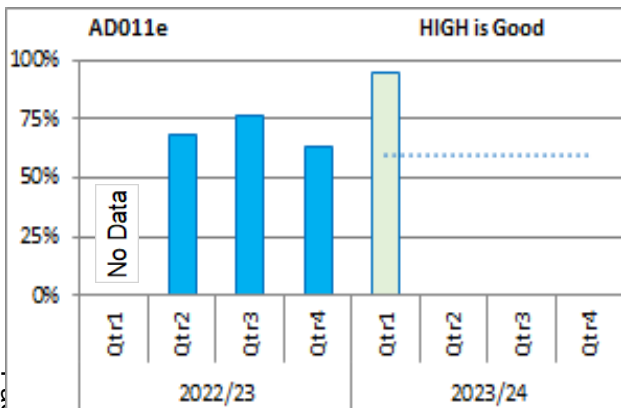
Despite this improvement in one part of the health/ care system there remain significant pressures overall. Demand for health and care services continues to exceed our capacity both within the local authority, our integrated services and across health. Addressing these challenges remain the focus of our regional health and care improvement programme and are reflected in the Council's refreshed transformation programme for social care.

Performance against Target
2023/2024 Quarter 1



Safeguarding people from harm 2023-28

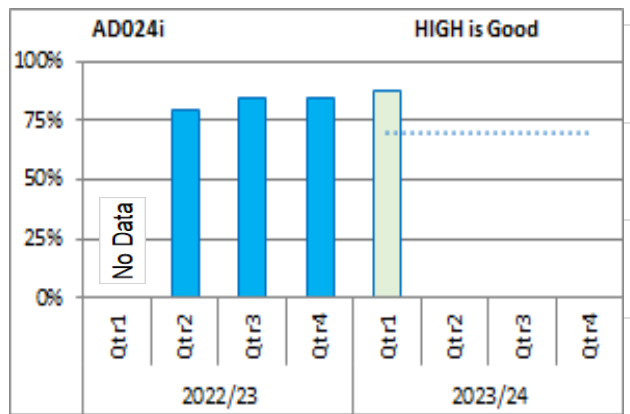
Performance Indicator	KEY	2021/2022 Quarter 1	2022/2023 Quarter 1	2023/2024 Quarter 1	Comment-2023/2024
AD011e ↑ The percentage of residential reablement stays completed during the year where the need for support was mitigated or reduced	RAG Result Target Trend Num Den		No Data	GREEN 94.64% 60.00% Trend not displayed 53 56	The service continues to have a high rate of people returning home with a reduced POC or no POC. A small number of individuals admitted to the service continue to be unwell and have to return to hospital. There is an increasing trend of people returning home within the 42 days assessment period.
AD011f ↑ The percentage of community reablement packages of care completed during the year where the need for support was mitigated or reduced	RAG Result Target Trend Num Den		No Data	GREEN 64.00% 60.00% Trend not displayed 64. 100	It is pleasing to note that our performance is going in the right direction. This is due to a reduction in the number of complex referrals admitted into the Reablement service, which have a greater chance of rehabilitation success.



Safeguarding people from harm 2023-28

Performance Indicator	KEY	2021/2022 Quarter 1	2022/2023 Quarter 1	2023/2024 Quarter 1	Comment-2023/2024
AD017i ↑ The percentage of Care and Support plans for adults that were due to be reviewed during the collection period which were reviewed at least once during the collection period NO GRAPH DISPLAYED Second quarter of reporting	RAG		No Data	RED	We continue to progress system recording and reporting processes to ensure that all review activity is captured. Current reported performance under represents the full extent of review activity underway across the service.
	Result			52.30%	
	Target			60.00%	
	Trend			No Data	
	Num			545	
	Den			1042	
AD024i ↑ The percentage of enquiries completed within 7 working days from the receipt of the reported alleged abuse.	RAG		No Data	GREEN	
	Result			87.35%	
	Target			70.00%	
	Trend			Trend not displayed	
	Num			145.	
	Den			166.	

Page 21



Safeguarding people from harm 2023-28

Performance Indicator	KEY	2021/2022 Quarter 1	2022/2023 Quarter 1	2023/2024 Quarter 1	Comment-2023/2024															
AS13b ↑ The percentage of identified carers who have been offered an assessment at the point of assessment of the 'cared for'	RAG			AMBER	Positive data growth even if at a slower pace than preferred.															
	Result		No Data	89.94%																
	Target			90.00%																
	Trend			No Data																
	Num			322																
	Den			358																
<p>AS13b HIGH is Good</p> <table border="1"> <caption>AS13b Data</caption> <thead> <tr> <th>Year</th> <th>Qtr1</th> <th>Qtr2</th> <th>Qtr3</th> <th>Qtr4</th> </tr> </thead> <tbody> <tr> <td>2022/23</td> <td>No Data</td> <td>~85%</td> <td>~90%</td> <td>~88%</td> </tr> <tr> <td>2023/24</td> <td>89.94%</td> <td></td> <td></td> <td></td> </tr> </tbody> </table>	Year	Qtr1	Qtr2	Qtr3	Qtr4	2022/23	No Data	~85%	~90%	~88%	2023/24	89.94%								
Year	Qtr1	Qtr2	Qtr3	Qtr4																
2022/23	No Data	~85%	~90%	~88%																
2023/24	89.94%																			
CFS14a ↑ The percentage of contacts received by statutory children's social services during the period where a decision was made by the end of the next working day	RAG			RED	On deeper analysis of the data, it is apparent that decision making is happening within one working day, however it is the recording of these decisions on the system that is bringing the overall percentage figure below 100%															
	Result		No Data	83.75%																
	Target			100.00%																
	Trend			No Data																
	Num			1747																
	Den			2086																
NO GRAPH DISPLAYED Second quarter of reporting																				



Safeguarding people from harm 2023-28

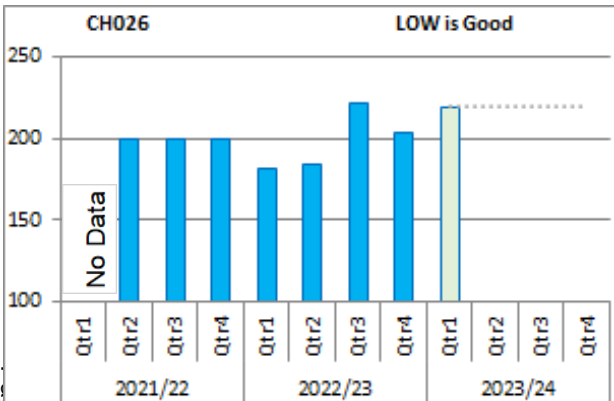
Performance Indicator	KEY	2021/2022 Quarter 1	2022/2023 Quarter 1	2023/2024 Quarter 1	Comment-2023/2024
<p>CFS18a ↘</p> <p>The rate of looked after children (LAC) per 10,000 of the 0-17 Swansea population at end of the period (excluding asylum seekers)</p>	<p>RAG</p> <p>Result</p> <p>Target</p> <p>Trend</p> <p>Num</p> <p>Den</p>		No Data	<p>GREEN</p> <p>103.4</p> <p>105</p> <p>No Data</p> <p>473</p> <p>45746</p>	<p>Sitting under the target value of 105, the LA's LAC population sits within the predicted range. Ongoing strategies are in place to support children to remain in their families safely which includes new models and practice, such as Born into Care</p>
<p>CFS19a ↑</p> <p>The percentage of visits to children on the Child Protection Register (CPR) which were not overdue.</p>	<p>RAG</p> <p>Result</p> <p>Target</p> <p>Trend</p> <p>Num</p> <p>Den</p>	No Data	93.16%	<p>RED</p> <p>84.02%</p> <p>90.00%</p> <p>No Data</p> <p>DECLINING</p> <p>177</p> <p>219</p>	<p>In April 2023 the LA launched a new Statutory visit form. This form has caused some issues with reporting, with visits being completed but not being captured on the report due to worker error in completing the form. Data cleansing is underway and therefore the 84% is not an accurate value due to this.</p>

Safeguarding people from harm 2023-28

Performance Indicator	KEY	2021/2022 Quarter 1	2022/2023 Quarter 1	2023/2024 Quarter 1	Comment-2023/2024	
<p>CFS24 ↘</p> <p>The number of Children / Young People Supported by Child and Family Services at the end of the period</p>	RAG	No Data	1242	GREEN	Although this figure is below that of 2022 it falls within the predicted range of 1100-1400 and therefore the current demand is within the services capacity	
	Result			1244		
	Target			1400		
	Trend			No Data		Trend not displayed
	Num			1242		1244
	Den					
<p>CFS25i ↗</p> <p>The number of Children / Young People / Families supported by the Early Help Hubs at the end of the period</p>	RAG	No Data	1131	GREEN	The number of children/ young people and families supported by the EHH in Q1 is higher than that of the target. Work is underway to understand the demand and capacity as the number of cases is above that of the target. EHH are also developing a QA framework to identify case throughput and areas of improvement in the service. Demand is currently exceeding capacity	
	Result			1000		
	Target			1000		
	Trend			No Data		No Data
	Num			1131		1131
	Den					

Safeguarding people from harm 2023-28

Performance Indicator	KEY	2021/2022 Quarter 1	2022/2023 Quarter 1	2023/2024 Quarter 1	Comment-2023/2024
CH026  The number of children on the Local Authority's Child Protection Register (CPR) at end of the period.	RAG			GREEN	The number of children and young people on the CPR as at 30th June 2023 is the highest of Q1. 219 is at the top of the predicated range but falls within it. The recent increase in CP registrations will be considered by the safeguarding weekly review to ensure the decision making is proportionate across the services.
	Result	No Data	181	219 	
	Target			220	
	Trend		No Data	Trend not displayed	
	Num		181	219	
	Den				



Page 25

During the first quarter of financial year 2023-2024, Swansea schools have seen general improvement in the rate of attendance in both primary and secondary schools. The development of fresh policy and strategies to support better attendance in schools is starting to take positive effect. A new inclusion strategy has been approved by Cabinet indicating the need to refresh the attendance policy. The new attendance policy is due for Cabinet approval in the second quarter of the year.

Although attendance in Swansea schools remains lower than pre-pandemic times, there are signs that absenteeism is dropping in the majority of schools. Currently, attendance rates in both primary and secondary sectors are approximately four percentage points lower than they were three years ago. The difference between highest and lowest attendance rate in secondary schools is around five percentage points. In primary schools the range in attendance is wider, at around seven percentage points. Schools in challenging contexts continue to have lower attendance compared to schools in less deprived areas of Swansea. However, a small few schools have shown good rates of improvement in attendance nearing 95% during this reporting period.

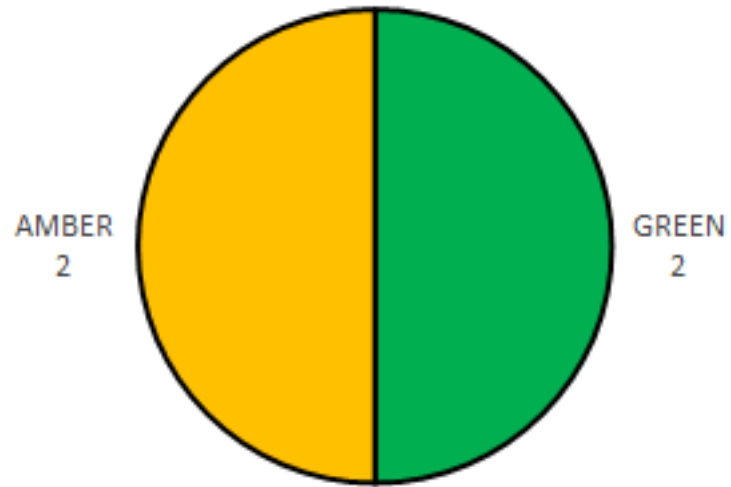
Similar rates of lower attendance have been seen in local authorities across Wales. However, the rate of improvement appears faster in other local authorities with Swansea falling in rank order. The numbers of learners being excluded on a fixed term basis continue to grow within this reporting period. However, the number of permanent exclusions has dropped in comparison to the same reporting period last year. Resources to support parental engagement in schools have been shared universally across all clusters of schools with the addition of targeted resource to support schools who need to improve attendance the most.



Attendance at the pupil referral unit remains below 60% at 58%, while attendance across both special schools at 85% is below the average for secondary schools at 89% and primary schools at nearly 92%.

School attendance is a key indicator in supporting an excellent education in Swansea, as part of the corporate plan, and is crucial for learner well-being. In order to improve performance further, the Education Directorate will continue to work with schools and their families through the pupil support team to support readiness to learn, behaviour strategies and family liaison.

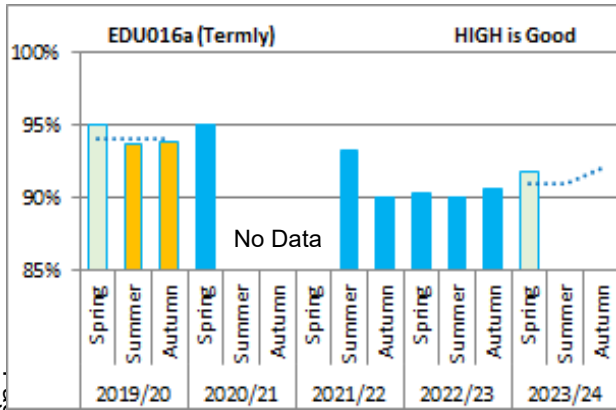
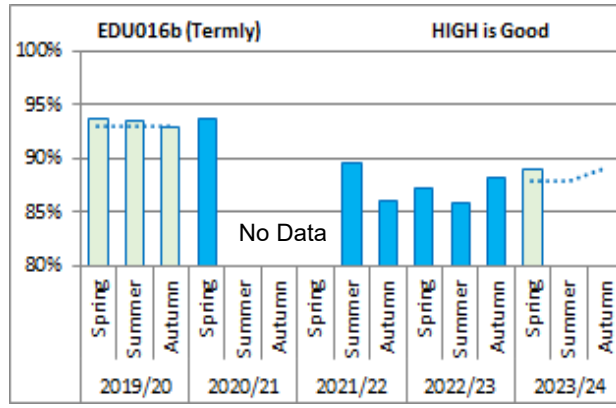
Wider indicators of success in education are being developed to take account of key strategies such as the Welsh in Education Strategic Plan (WESP) where the annual report is due in the next reporting quarter. Importantly, the take up of universal free school meals in primary schools is now in excess of 95,000 meals during the reporting period and is almost 20,000 more meals than the previous quarter. Currently, the school admissions service is reporting 100% success in responding to mid-year transfer requests within statutory timescales. With numbers of requests rising, performance in this area may decline without sufficient staffing resources in place.

Performance against Target
2023/2024 Quarter 1



Performance Indicator	KEY	2021/2022 Quarter 1	2022/2023 Quarter 1	2023/2024 Quarter 1	Comment-2023/2024
EDCP42  Percentage of pupil attendance in the Pupil Referral Unit NO GRAPH DISPLAYED First Year of Reporting	RAG			AMBER	A new attendance policy has been developed and will be shared with Cabinet in July 2023 to continue the work to improve attendance in all settings
	Result		No Data	58.15%	
	Target			59.00%	
	Trend			No Data	
	Num			7623	
	Den			13110	
EDCP43  Percentage of pupil attendance in special schools NO GRAPH DISPLAYED First Year of Reporting	RAG			AMBER	A new attendance policy has been developed and will be shared with Cabinet in July 2023 to continue the work to improve attendance in all settings
	Result		No Data	85.37%	
	Target			88.00%	
	Trend			No Data	
	Num			13090	
	Den			15334	

Improving Education and Skills 2023-28

Performance Indicator	KEY	2021/2022 Quarter 1	2022/2023 Quarter 1	2023/2024 Quarter 1	Comment-2023/2024
EDU016a	RAG			GREEN	A new attendance policy has been developed and will be shared with Cabinet in July 2023 to continue the work to improve attendance in all settings
Percentage of pupil attendance in primary schools	Result	No Data	90.28%	91.83%	
	Target			91.00%	
	Trend		No Data	IMPROVING	
	Num		1701052	1530153	
	Den		1884279	1666273	
EDU016b	RAG			GREEN	
Percentage of pupil attendance in secondary schools	Result	No Data	87.27%	89.02%	
	Target			88.00%	
	Trend		No Data	IMPROVING	
	Num		1342275	1235073	
	Den		1538004	1387451	

Performance for this priority is on target. As reported in previous updates, the effects of cost price inflation on the construction sector continues to have an impact on our regeneration programme delivery. Skilled and unskilled labour shortages, together with supply issues for some construction materials have continued to affect programme and construction costs.

Delivery of the Shared Prosperity Fund investment plan is now well underway with project funding awards issued and spending commenced. Approved schemes are in line with the key themes of the Regional Investment Plan for South West Wales. These include improving urban and rural communities, and supporting small businesses. Funding bids will not duplicate the following anchor projects that the council has already announced as part of the overall funding package, which is worth £38.4m to the city.

The delivery of actions within the Swansea Economic Recovery Action Plan also continues, utilising funding from the Economic Recovery Fund. The action plan, that was prepared in partnership with key stakeholders, includes a range of initiatives to stimulate economic activity and resilience within Swansea's local economy. In addition, work has now commenced on a Local Economic Delivery Plan for Swansea. A workshop has been held with partners and a draft strategy will be presented to Service Transformation Committee in July and Cabinet later in the year.

Design work has now commenced on the Council's £20m Levelling-Up project that will improve parts of Hafod-Morfa Copperworks, The Strand and Swansea Museum, and will be worth an estimated £9.4m a year to the city's economy. The Lower Swansea Valley improvement project is also expected to create 69 new jobs while helping support more than 100 existing jobs.

Progress at the Copr Bay has continued. New figures show that more than a quarter of a million visits have been made to Swansea Arena since it first opened last year. Over 261,000 people have already enjoyed ticketed events, conferences, exhibitions, banquets, graduations and creative learning events at the venue. The long term strategic regeneration partnership with Urban Splash continues to make good progress. Master planning design work has advanced on the initial schemes, which include Copr Bay Phase 2, the Civic Centre site and St Thomas site. A meeting has been held with Design Commission for Wales and work is being carried out to bid into LUF round 3 when bids are invited later this year. The acquisition of the former Debenhams store has now been completed and discussions are underway with potential future occupiers to bring the building back into beneficial use. Progress also continues on the new Castle Square Gardens project. A procurement exercise has resulted in tenders being received with a start on site envisaged in the Autumn. The project will include new Water fountain/jets, the addition of green space and a range of new cafes and restaurants overlooking the square.

As previously reported, the new Community Hub project at the former BHS building has had planning permission approved and RIBA stage 4 is complete. A contractor has also been successfully appointed and a new project cost plan which takes into account programme revisions and survey findings has been prepared.

Construction at 71/72 Kingsway is advancing. Four storeys above street level have now been constructed as building work continues on a major new development in Swansea city centre. With construction earmarked for completion in early 2024, the office development at 71/72 Kingsway will provide space for 600 workers in sectors like tech and digital once it's up and running. As well as 114,000 square feet of commercial floor space featuring flexible co-working and networking opportunities, a new link between Oxford Street and The Kingsway is also being constructed. Plenty of new greenery will be introduced as part of that link.

The Hafod Copperworks Powerhouse project has made considerable progress with a formal opening to be held in July. Refurbishment works also continue at the historic and derelict Palace Theatre, which was acquired by the Council both saving a part of Swansea's heritage and acting as a regeneration catalyst for the Upper High Street. The progress to date means that the Palace has now been removed from the Theatre Trust's risk register. The finished scheme will be completed by the end of 2023 and will deliver an innovative digital workspace, offering a home for growing businesses in the tech, digital and creative sectors.

1544m2 of floor space will be refurbished to create a quality office space that offers the prospect of providing accommodation for multiple SMEs.

Work has also continued with Skyline Enterprises who have carried out a number of public consultation exercises, sharing details of their proposal to create a gondola attraction with luge tracks, zip lines and visitor facilities on Kilvey Hill. Land assembly discussions to facilitate the scheme are now well advanced and technical survey work is underway. A planning application is expected to be submitted in quarter 2.

Special Events

Quarter 1 was arguably the busiest that this period has been in a number of years, demonstrating that the industry is now back up and running. Community and family friendly events included Swansea Street Food Festival and the hosting of a large circus village and event by No Fit State Circus, on the seafront and Recreation Ground. Swansea welcomed around 200 UK circus artists for a programme of collaborative and professional development and the month-long Circus Village saw participants live, work and create together, in a purpose-built site with three Big Tops; culminating in a public celebration and 3-day Circus Festival over the Easter holidays.

April also welcomed a bigger, better and more colourful Swansea Pride. This free event once again included a march through the city centre - evidently the biggest yet. Another collaboration, with Swansea Jazz Club, continued with the team continuing with the running of the Swansea International Jazz Festival for the second year running. Sport featured heavily during the quarter also, with 4,000 athletes participating in the annual Swansea Half Marathon, along with the Swansea Triathlon, paving the way for the summer of sport that followed. These family friendly, mass participation events gave the city centre a much needed visitor boost pre-summer, and further helped to raise the positive profile of Swansea. Successful results from funding applications include a positive green light to deliver the Culture and Tourism Anchor for the Shared Prosperity Fund and a successful bid to Welsh Government's Brilliant Basics Fund. Delivery of these will see much-needed development of some of the city's most used event spaces at Singleton Park, Museum Park and the Amphitheatre.

Destination Marketing and Management Team

The Destination Management & Marketing Team (DM&M) continues to support local businesses, encouraging both residents and visitors to fully utilise the Enjoy! events programme, attractions, and local tourism & hospitality operators. The Visit Swansea Bay Marketing Partner Package remains free at entry level and in the first three months of 23/24 an additional 10 new Partners joined, including the new Penderyn Swansea Copperworks Distillery, bringing the partnership to 216 members. Partners are also encouraged to purchase additional paid-for marketing opportunities and at the end of June, partnership income stood at £3.6k. Engagement with Enjoy! and Visit Swansea Bay platforms is increasing, demonstrating that our key campaign messages are reaching both our existing and new audiences. Total page views for the visitswanseabay.com website increased to 791,570, up 35% on the same period last year and the second highest first quarter on record. The 'Make Swansea Bay your Happy Place' visitor campaign continues to achieve good engagement and a new campaign theme has been introduced for 23/24 - 'Swansea Bay Trails'. The 'Trails' campaign launched in April with a new Swansea Bay Trails section of visitswanseabay.com and the release of a new video featuring the range of trails available in the destination. In May, a second City Trails video was released and the Nature & Wildlife themed videos, featuring wildlife presenter Iolo Williams, were also re-released as Wildlife Trails. Video views on the Visit Swansea Bay YouTube channel increased to 119.9k views during Q1 as compared to 27.6k for the same period in 2022 and video views across both YouTube and Visit Swansea Bay social media platforms was in excess of 300,000k. Visitor facing social media platforms continue to reach a wider audience, with 130,881 engagements on Facebook during this quarter, up 185% on the same period in 2022. Total reach was up by 73% and overall impressions up by 65%. Instagram received 126,647 impressions and a reach of 90,945 this quarter.

The new 23/24 PR contract and campaign was secured, with a range of journalists (national and key regionals), bloggers and social media influencers engaged. An influencer was immediately secured for the weekend of the Wales Airshow with Facebook and Instagram posts, stories and reels appearing throughout the weekend, showcasing both the event and local tourism & hospitality businesses. New videography contract was also procured to deliver eight new Swansea Bay Trails videos covering a wide range of themes across the destination including Beaches, Walking, Food & Drink, Arts & Culture, Heritage and Wellbeing as part of our Enjoy campaign. The videos will feature Partners (local businesses) and be released over the course of the year, with the launch of 'A Summer to Enjoy' taking place in Quarter 1. In addition, 25k brochures promoting events, attractions and venues in Swansea were produced and distributed across key leisure and tourist locations throughout Swansea and to areas up to a 30-minute drive time. A competition was also run to encourage email subscribers, the closing date being 31 August, to build further on the current number of 13k. The activity has contributed to the 24,467 page views to the 'What's On' section of the website, which is the

most popular section on the website for this quarter, and to the £211,291.13 of event ticket sales, the highest 1st quarter on record; having generated more ticket sales than the whole of 2022 combined. All of this activity contributed to the 241,234 website page views for Q1, which is up 5% on Q1 in 2022. The forthcoming Events programme continues to be marketed in advance of the events taking place, along with marketing partner packages for our internal and partner organisations' needs. Examples include the new Sport and Health activities, Oystermouth Castle, Outdoor Attractions, cultural venues and concerts in the Park.

With a dedicated Film Officer within the DM&M Team, filming in the South Wales region continues to thrive, and Swansea is seeing some of the benefits with productions choosing to film in the area. During this quarter, the service facilitated filming for World Productions (ITV) at several locations, for a true-crime drama set in 1990s London. Whilst low-budget, unscripted productions continue to dominate enquiries received, we have recently helped to facilitate filming for Urban Myth Films' production of Paris Has Fallen (Netflix) at Swansea Airport and have assisted with scouting for a BBC adaptation of The Famous Five. Screened this quarter was Steeltown Murders (BBC One/iPlayer) which filmed at Kardomah and Guildhall last year.

Arts and Cultural Development

As part of our ambition for more street and public arts, we collaborated with Air Ambulance Wales (AAW) to offer advice and guidance on sites, permissions and insurances required for the 'Castles in the Sky' sculpture trail, which was due to take place August-September 2023. AAW took the decision to postpone the project to summer 2024 with a planned teaser trail planned for late August 2023.

The street arts infrastructure consultancy, commissioned with Economic Recovery Funding, has resulted in four city-centre gateway sites being identified for large scale commissions. Work is ongoing to establish feasibility, artworks, permissions and costings for these sites.

Supporting colleagues to commission creative skills and artworks is a key part of the role of the Cultural Strategy & Partnership Officer and this has included securing an artist for the Mumbles Sea Defence Wall project. Swansea-based artist Catrin Jones was selected to work with the design team to produce features of local ecology, industry and heritage as part of this scheme. Advice and support has been given to Ward Members regarding artworks on utility boxes. In response to this work, commissioning guidelines are in production for all Members wishing to produce similar work in their wards.

Our Fusion programme (tackling poverty through culture) has also focused on building new and strengthening existing partnerships to provide and develop opportunities that contribute to health and well-being, skills, employability, digital inclusion and the tackling poverty agenda. A new offer of digital art and creativity workshops has been developed with community workshops forming part of an optional course, where individuals can undertake a digital learning accreditation. This work has evolved as a strong collaboration between our cultural officers, Libraries, Digital Communities Wales and the Council's Lifelong Learning Service. Another area the Fusion Programme has focused on is that of support for volunteers and, working with Libraries and Itec-digital training, a new volunteer opportunity has been developed. Young people will be able to gain work related skills learnt through creative experiences such as film making, photography and the creation of digital information and learning materials. An exciting new offer has also been developed to provide an accredited opportunity to increase inclusion for those with additional learning needs. Working closely with the Dylan Thomas Service, 'Your Voice Advocacy' and with additional support from Lifelong Learning, a pilot course has been created. This will offer people the chance to undertake an accredited museum, heritage, and cultural activity. The Dylan Thomas Exhibition has also continued with its writing workshops for young people, refugees and asylum seekers and work on dementia friendly activity, and has recently been shortlisted for the Kids in Museums Family Friendly Museum Award. The collaborative nature of 'Fusion' also facilitated input to a refugee week event, working with Libraries and the Community Cohesion team. It meant that children and parents/guardians were able to take part in an introductory animation session, as part of a wider compassion related theme, during the event. Creative workshops with young carers, working in partnership with the YMCA and Ways of Working, also saw young people take part in creative experiences around themes of climate, community and well-being. Within these sessions young people had a chance to work with both digital and print art methods to express themselves and develop new creative skills.

Glynn Vivian Art Gallery

Since April the Gallery has seen a 61% increase in visitors as compared to the same period last year - a positive sign that audiences are beginning to feel more confident in returning to cultural venues and events. In May, the Gallery opened 2 new exhibitions - On Animals, a selection of over 130 works from the Gallery's

permanent collection which explore our unique relationships with animals - rural life, domestic environments, to myths and legends. Our exhibition of props, costumes, artworks from the award-winning TV series His Dark Materials entitled World Building in Wales in partnership with Bad Wolf, has been extended and will continue throughout the summer.

The Gallery was successful with its application for an Arts Council of Wales CREATE fund for our learning workshops and outreach activity which focusses on working with under-represented communities across Swansea. Learning programmes were delivered across the venue in April (Easter) and June half term, plus, free family trails and self-led activities on offer. We were successful in our partnership with GS Artists (Swansea) for an ACW Connect and Flourish Grant to enable a Deaf artist network to be established across both organisations over the next two years, creating new ways for Deaf audiences to access the Gallery. The Gallery has been shortlisted as one of nine satellite galleries across Wales that will form part of the National Contemporary Art Gallery Wales dispersed 'satellite' model. At its core, this partnership will give us unique access to National Gallery Wales's permanent collection, allowing us to loan works from 1945 onwards. A press release is imminent announcing the final venues who will form part of this network. Other projects include attending and delivering a badge making workshop at Swansea Pride as a community partner.

Swansea Grand Theatre and Brangwyn Hall

The range of product on offer to both venues has seen a marked decline in variety and affordability mainly due to the effect of price rises on tour costs however a full programme of events has been secured, for coming seasons and will see the return of Welsh National Opera to the Grand in 2025 and an additional season of concerts being planned to include Brangwyn Hall.

Sports and Health

The aspiration for an International Sports Village also moved forward to realisation, with the work to determine a long term sustainable operating model for Wales National Pool and the wider Sports Park. The engagement of a specialist for this work, forms part of a PIN notice which will determine future options and viability of operating models for the site, including third party contractors. 10 potential operators attended a session to hear more about the opportunity and took a tour of the facilities. The PIN will run for 30 days from June 12, and the partners will share the findings from the responses with its respective organisations in early September.

The new skate park at West Cross, facilitated as a partnership with Mumbles Community Council was formally opened on June 10 by Mumbles Community Council, who in association with the Council, held a Skate Jam to officially launch the facility. The event was a great success, attracting a few thousand throughout the day to enjoy free skating, community competitions from young children to adults with lots of prizes and amazing skills on display.

In May, all Four Council owned 'Award' Beaches retained their Internationally recognised status (3 Blue Flag, 1 Green Coast), with key departments from across the Council working together to deliver a Beaches Management Plan, to improve the facilities and management arrangements to maintain these prestigious awards. Additionally, two new Changing Places units have been installed, at Knab Rock and at Rhossili, which will be in use in the coming weeks.

The Welsh Housing Quality Standard (WHQS) is a long term programme to improve the condition, thermal performance, security and affordability of social housing owned by the Council in Swansea.

The HRA Capital Programme for 2023/24 has been set at a total of £45.798m. WHQS repair, maintenance and improvement investment of the existing stock of approximately 13,700 dwellings is £37.701m and £8.097 allocated for More Homes new build and acquisitions. The main element of the WHQS programme will remain as previous years, concentrating investment on the replacement of external elements of building fabric and improving the thermal performance of dwellings to achieve a minimum EPC Band C rating. In addition to this established programme, renewables will be integrated into the enveloping programme to include solar PV and battery energy storage for the benefit of residents to help with affordable energy and achieve EPC rating of Band B. In rural off grid properties, heat pumps will be fitted to provide low carbon electric heating solutions to replace existing fossil fuel systems. It's anticipated 10 individual enveloping with integrated renewable contracts in all geographic districts of Swansea where there are social housing estates

In the 1st Quarter of 2023/24, WHQS work completed to individual council owned dwellings (unless otherwise stated) is as follows:

- Roofing 14
- Chimney 34
- Complete External Fabric Renewal & Upgrade 17
- Kitchens 45
- Bathrooms 32
- Electrical Rewiring 29
- Electrical tests 291
- Smoke Alarms 27
- Gardens 304
- Voice Entry 52
- Internal Painting 32
- Balconies 40
- Windows 12

WHQS programme planning and delivery remains challenging due to difficulty recruiting technical staff to design and procure projects, together with lack of contractor capacity. This further exacerbated by a shortage of skills in the sector, especially around new specialist programmes connected to renewable design and installation. Contractor capacity and skill shortages are all contributing to building inflation which is well above normal inflation rates.

Welsh Government has consulted with social housing providers in Wales about a new standard they intend to introduce which is now planned for the latter part of 2023. The new Standard, WHQS2023, will build on the achievements of the earlier standards with a major policy objective of making all social housing in Wales net zero carbon by the mid 2030's. Large scale investment programmes will be required to meet the future statutory duties that will also increase fire and safety standards and environmental improvements and water saving measures.

The Council's More Homes Programme, focussed on providing new build Council housing, is looking to a 10-year delivery ambition of 1000 new affordable homes. New build homes are built to the Swansea Standard, providing high levels of insulation and thermal comfort and including renewable technologies, i.e. solar panels, batteries, ground source heat pumps etc., delivering Homes as Power Stations.

Overall, the More Homes programme has delivered the following:

- Completed to date = 222
- New build/conversion= 97
- Acquisitions = 125
- Conversions under construction = 12 completing in summer 2023

Plans are in development to deliver the following (including the specific schemes outlined above):

- Pipeline to start in 4-year programme = 534
- New build = 321
- Acquisitions = 213
- Pipeline to start in 10-year programme = 263

Overall total 10 years = 1,029

A scheme of six new bungalows was completed in West Cross in March 2023. This scheme was awarded £1.5m of Innovative Housing Programme (IHP) funding to fund the renewable technologies to continue the Homes as Power Stations theme. Work has also completed to convert a former social services property in Gorseinon into 2 x 3 bedroom homes, which will be ready to let from May 2023. The former Education site at Brondeg House has also been acquired to develop for affordable housing, and the existing building has now been demolished to make way for approximately 14 units of new affordable housing. Site surveys to inform the detailed design work is underway and a planning application is targeted for submission by August 2023.

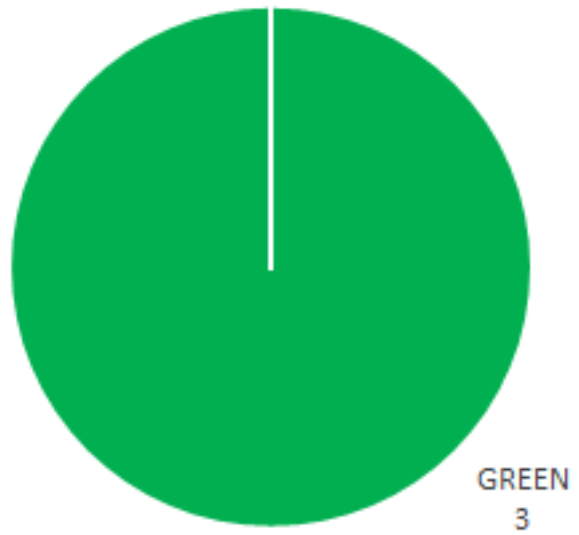
The demolition of the former Clase DHO has now been completed, as part of the Creswell Road development of 9 new homes. The planning application has been submitted and is due for decision in the summer. Detailed design is also underway for Heol Dynys, which will accommodate 20 homes, with a planning application expected to be submitted during 2023. A masterplan is being developed with a multi-disciplinary team for 4 x sites in Bonymaen providing 160 new homes, with a planning application expected to be submitted in June 2023. A public consultation event has been held with residents to provide them with an opportunity to give their views on the proposals and influence the final design.




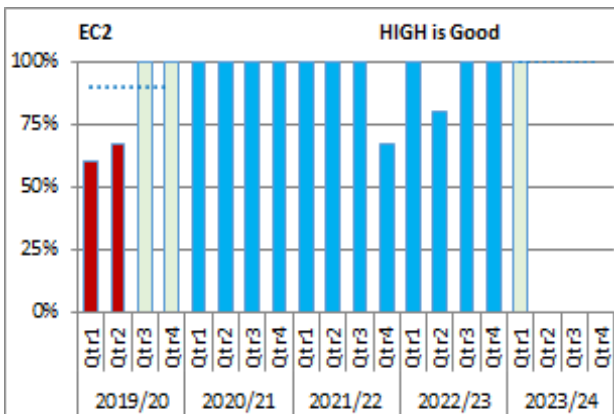

The Council is also progressing the procurement of a development partner to deliver mixed tenure housing on 2 Council owned sites in Penderry, whilst maximising the delivery of affordable housing to meet local need. The Council has also procured a multi-disciplinary team to deliver a masterplan for the enhanced refurbishment of a large Housing owned site in Penlan, which also contains an element of new build. Public consultation events have been held with the residents to gauge their views on the proposals. Plans are now being developed to deliver the improvements. Demolition work commenced in March 2023 in Gorseinon Business Park (GBP - one of the 9 sites) to make way for development of around 30 new affordable homes. GBP, along with two other sites, Gower Road Sketty and Penrhos Place Gendros, have been selected to be packaged into a commission for an architectural led, multi-disciplinary team to design and submit planning applications. This will expand the resources available to enable the More Homes Programme to actively develop a pipeline of sites to bring forward as funding becomes available.


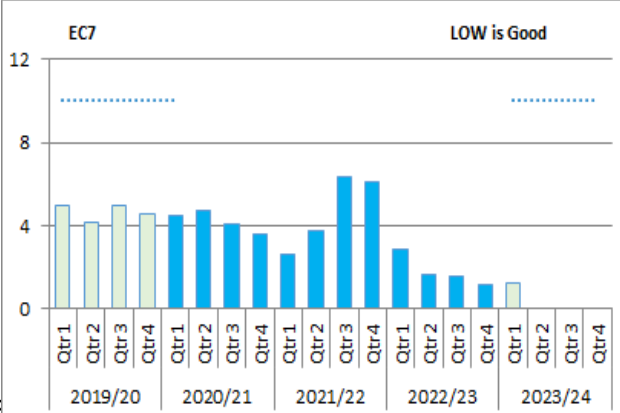
The Council has successfully bid for Welsh Government Transitional Accommodation Capital Programme (TACP) funding for works to 36 void properties, increasing the overall number of properties being prepared for letting over the next 6 months, this approach would also lead to normal voids being turned around more quickly; as the in-house team would not be undertaking major capital work. The bid also included a request to fund the remodelling and conversion of 2 former District Housing Offices. The former Penlan DHO will be converted into 6 x 2 bedroom flats, with 2 ground floor flats which will be accessible. The former Eastside DHO will be converted into 4 x 1 bed flats, and again the 2 ground floor flats will be accessible. Work commenced in January 2023 and is due for completion by July 2023.

TACP funding has also been secured for the purchase of 15 ex-council properties on the open market for completion by March 2023 to supplement the Council's on-going acquisition programme, which has brought a combined total of 53 ex-local authority properties, previously bought via the right to buy properties, back into the social housing stock during 22/23, with over 123 acquired since the programme commenced in 2018.

Performance against Target
2023/2024 Quarter 1



Performance Indicator	KEY	2021/2022 Quarter 1	2022/2023 Quarter 1	2023/2024 Quarter 1	Comment-2023/2024
BBMA5  Number of contracts started with Beyond Bricks & Mortar Community Benefit clauses in their contracts. NO GRAPH DISPLAYED First Year of Reporting	RAG			GREEN	6 contracts awarded and started on site which include BBM community benefit clauses.
	Result			6 	
	Target			5	
	Trend			Trend not displayed	
	Num			6	
	Den				
EC2  The Percentage of all major applications with an economic imperative that are approved 	RAG			GREEN	
	Result	100.00%	100.00%	100.00% 	
	Target			100.00%	
	Trend	STATIC	STATIC	Trend not displayed	
	Num	3	5	6	
	Den	3	5	6	

Performance Indicator	KEY	2021/2022 Quarter 1	2022/2023 Quarter 1	2023/2024 Quarter 1	Comment-2023/2024
EC7 	RAG			GREEN	
Average Turnaround Time for Land Charge Searches completed in the period	Result	2.61	2.88	1.22	
 <p>EC7 LOW is Good</p>	Target			10	
	Trend	IMPROVING	DECLINING	IMPROVING	
	Num	2.61	2.88	1.22	
	Den				

886

The corporate plan sets out the council's commitment to tackle poverty to ensure that every person in Swansea can achieve their potential. To meet this commitment, the corporate Tackling Poverty Strategy ensures that tackling poverty is everybody's business.

1. Cost of Living Impact

The economic impacts of the COVID-19 pandemic and the cost-of-living crisis continue to have a significant impact on those already experiencing poverty and is driving those at risk of poverty, into poverty. The Bevan Foundation 'Snapshot of Poverty in Winter 2023' report highlights that more in one in eight Welsh households (14%) either sometimes, often or always do not have enough for all the basics. Large numbers of people are going without essentials including four in ten going without heating in their home and one in four eating smaller meals or skipping meals in their entirety. The report also highlights that debt is a significant problem with 28% of people borrowing money between October 2022 and January 2023 and 13% being in arrears on at least one bill. The report finds that the cost-of-living crisis is not affecting everyone in Wales equally. Among the groups that are being most significantly affected are:

- People in receipt of benefits - people on Universal Credit are five times more likely to report that they sometimes, often or always struggle to afford the basics as the general population.
- Disabled people whose condition limits them a lot - over half (52%) have gone without heating in their home over the past three months.
- Social renters - nearly half (46%) report that they have had to cut back on food for themselves or skip meals in the three months to January 2023.
- Households with children - around twice as likely to be in debt as a result of the cost of living crisis as households with no children.
- Adults under the age of 65 - twice as likely to report that their household sometimes, often or always struggled to afford the basics as households over 65 years old.
- Unpaid carers - significantly more likely to have borrowed money between October and January than people who are not carers.

The number of food parcels distributed by the Trussell Trust in Swansea continues to increase. In 2022/23, 14,028 parcels were distributed rising from 11,462 in 2021/22. This is an indicator of continued increasing demand.

The nature of the Cost of Living crisis continues to evolve, whilst there is some decrease in the cost of energy, the UK now has the highest food prices in Europe. Furthermore, actions taken by the Bank of England to control rising inflation is adversely impacting mortgage interest rates. We therefore expect further increased financial pressures on mortgage holders including private sector landlords and their tenants over the coming months and beyond.

A new Cost of Living webpage was launched in September 2022 www.swansea.gov.uk/costoflivinghelp with over 99,000 page views by the end of June 2023.

2. Welfare Benefits

The number of people on Universal Credit in Swansea (Swansea East, Swansea West and Gower) is 69,138 (DWP, February 2023). The number of people on legacy benefits in Swansea is 11,299 (DWP November 2022).

The Department for Work and Pensions (DWP) intends to move all tax credits only claimants onto Universal Credit during this reporting year. This includes changes to in-work conditionality to require people earning the equivalent of over 15 hours per week at National Living Wage, but less than full time hours to look for more work or better paid work; these changes are due to come into effect in September. People on legacy benefits (Child Tax Credit / Housing Benefit / Income Support / Income-based Jobseekers Allowance / Income-related Employment and Support Allowance / Working Tax Credit) will migrate to Universal Credit by late 2026.

The amount of benefits secured during the first quarter of 23/24 was £406,978. The value of the debt addressed by the Welfare Rights and Financial Inclusion

team was £57,949.55. The team responded to 244 benefit enquires and trained 34 support workers this quarter.

3. Employability Support

The number of people gaining employment through Employability Support from April 2023 to end of June is 210. This covers the outcomes achieved by the Communities for Work Plus (170), Workways and Steps programmes (40). The teams have exceeded the target for the period; this is also with a reduced team by 4 Employment Mentors.

Support through these programmes result in help for residents aged 16+ to access employment, education and training, as well as help for people to overcome their barriers to employment through co-ordinated, person-centred employability support. Since April, 568 residents have enrolled onto the CFW+ programme, 485 citizens have accessed employment support via a single access point and signposted to appropriate support and 240 vacancies were offered.

The ICT Chromebook Scheme continues to offer support to participants, for training, job searching, etc. 112 participants have used the Chromebooks to-date, with 56 individuals reported to have found employment.

4. Council Tax Reduction (CTR) and Housing Benefit (HB)

In comparison to Q1 of 22/23, new claims for Council Tax Reduction (CTR) are taking longer to process although there has been a small reduction compared to Quarter 4 of 22/23. This continues to reflect the increasing demands on the section caused by the general move to Universal Credit (UC) in the area which results in significantly more frequent recalculations of CTR and leaves the most complex applications for financial assistance with rent payments with the Authority, in the form of Housing Benefit (HB). Changes in circumstances in respect of CTR continue to be dealt with very rapidly in less than 3 days.

There has been a marked decrease in processing times for new HB applications (around 15 days) since February 2023 arising from procedural changes and the prioritisation of that work category. Although this was the aim, the overall impact on other work remains to be seen over the coming months as the service must overall work within available resources.

Of serious future concern is the potential impact of the DWP managed migration from legacy benefits to Universal Credit due to start in September 2023. This will definitely increase the workload of the service in the short term and will also no doubt create a greater draw on Discretionary Housing Payments (DHP) which the Benefits service manages (this is reflected in point 1 of this report on the Cost of Living Impact). DWP have confirmed there will be no additional funding for the DHP 'pot' as a result of managed migration.

5. Housing

The Council is focused on offering more energy efficient and affordable homes to help minimise household costs, as well as increasing the availability and quality of social housing, to help more people access accommodation that is suitable for their needs. New build schemes are progressing at various stages of design, procurement and site delivery to maximise spend of capital budget. Funding for a 4 year programme is in place and our ex-council 'buy back' acquisition programme continues. More Homes Budget review is underway as part of HRA capital budget review to assess resources available. To date, 222 additional council properties have been added to the housing stock including: 97 new build/conversions and 125 Acquisitions.

The Council, along with partners in the housing sector and support charities, continues to address homelessness in Swansea. There has been a key focus on the need to deliver on the rapid rehousing strategic priority and creating more affordable temporary and permanent accommodation. We are continuing to work closely with our partners to provide temporary accommodation to any person that requires it under the legislation. Due to the lack of move-on accommodation we are seeing a high levels of households in temporary accommodation and these numbers are slowly rising.

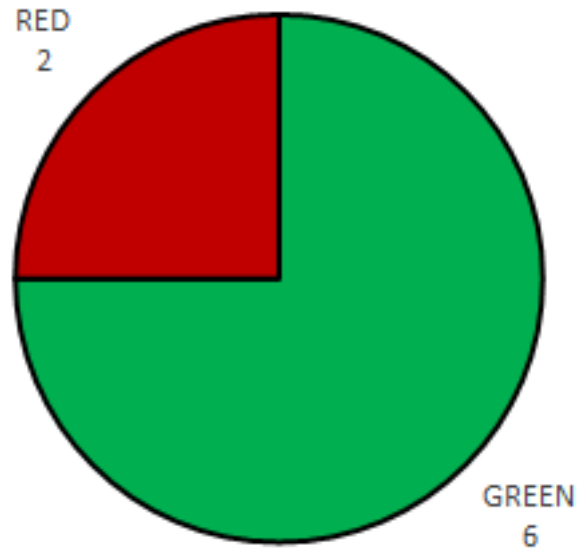
6. Skills & Qualifications

The number of accreditations achieved for this quarter is at 59, based on the academic term progressing to July. This includes Partnership working between Lifelong Learning, Employability programmes and partners continues to offer participants accredited training and qualifications to meet employment opportunities. 83 courses were delivered last term. To date for this academic year 1030 learners have enrolled on classes. Lifelong Learning Service and the Employability Team have been working closely to deliver a Self-Employment Academy for all residents of Swansea, this will be delivered during the Autumn term.

7. Partnership Working

The Swansea Council Poverty Forum, Swansea Poverty Partnership Forum, Financial Inclusion Steering Group and Swansea Food Poverty Network continue to meet regularly. These networks provide opportunities for sharing good practice, information, trends, changes to services and new opportunities, encouraging collaboration and partnership working. The Swansea Poverty Truth Commission launch took place in October 2022 and Commission meetings are continuing. During quarter 1, £211,853 Period Dignity funding was secured to make period products available through schools and in communities. £87,850 Direct Food Support funding was also secured to help tackle food poverty and food insecurity. The Swansea Spaces directory, originally created to promote Swansea's Warm Hub provision during Winter 2022/23, remains with may space coordinators continuing with an offer.

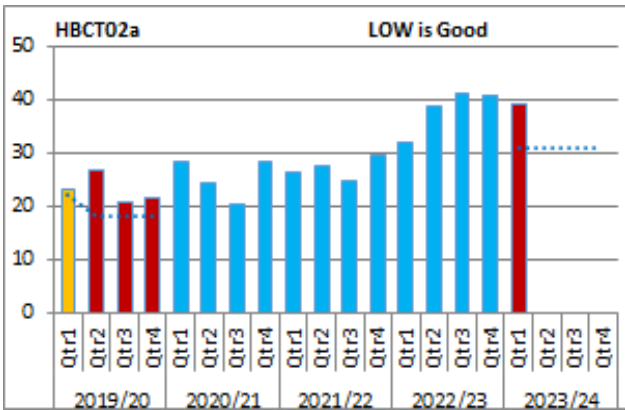
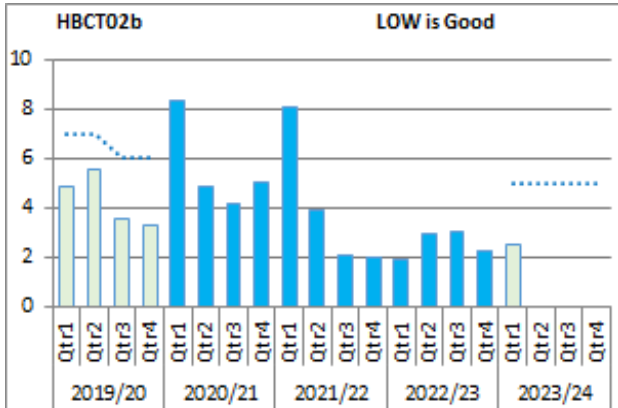
Performance against Target
2023/2024 Quarter 1



Tackling poverty and enabling communities 2023-28

Performance Indicator	KEY	2021/2022 Quarter 1	2022/2023 Quarter 1	2023/2024 Quarter 1	Comment-2023/2024
HBCT01a ↴ Housing Benefit Speed of Processing: Average time for processing new claims.	RAG			GREEN	
	Result	20.01	32.19	22.33	
	Target			28	
	Trend	IMPROVING	DECLINING	Trend not displayed	
	Num	8883	17610.	14450	
	Den	444	547	647.	
<p>HBCT01a LOW is Good</p>					
HBCT01b ↴ Housing Benefit Speed of Processing: Average time for processing notifications of change in circumstances.	RAG			RED	Housing Benefit Changes of circumstance have taken longer to process this quarter as resources have been concentrated on reducing the time taken to process new claims which has as a result dropped by 18 days. Also, during this quarter, a higher number of DWP changes in circumstance notifications are received due to the annual uprating of UC and other benefits which also has impacted on processing times.
	Result	4.26	4.55	9.09	
	Target			6	
	Trend	IMPROVING	DECLINING	Trend not displayed	
	Num	21422	20305.	39715	
	Den	5034.	4462.	4369.	
<p>HBCT01b LOW is Good</p>					

Tackling poverty and enabling communities 2023-28

Performance Indicator	KEY	2021/2022 Quarter 1	2022/2023 Quarter 1	2023/2024 Quarter 1	Comment-2023/2024
HBCT02a ⬇️ Council Tax Reduction Speed of Processing: Average time for processing new claims.	RAG			RED	A small reduction in processing times since the last quarter is pleasing AND hopefully indicative of further progress to come. However, priority is being given to Housing Benefit claims at present and resources must be managed between the two benefits.
Result			31.90	39.16	
Target				31	
Trend		IMPROVING	DECLINING	Trend not displayed	
Num		43782	52420	75425	
Den		1661	1641	1926	
					
HBCT02b ⬇️ Council Tax Reduction Speed of Processing: Average time for processing notifications of change in circumstances.	RAG			GREEN	An average processing time of 2.5 days is well within acceptable limits
Result			1.90	2.53	
Target				5	
Trend		IMPROVING	IMPROVING	Trend not displayed	
Num		167371	43179	50549	
Den		20789	22780	19989	
					

Tackling poverty and enabling communities 2023-28

Performance Indicator	KEY	2021/2022 Quarter 1	2022/2023 Quarter 1	2023/2024 Quarter 1	Comment-2023/2024
POV05 ↑ The amount of welfare benefits raised through securing rights and entitlements by the Welfare Rights Team (Â£)	RAG			GREEN	The team are experiencing delays in arrears of payments following successful appeals - these will be added at a later date.
	Result	211047.86	203913.75	425538.00	
	Target			187500.00	
	Trend	DECLINING	DECLINING	IMPROVING	
	Num	211047.86	203913.75	425538.00	
	Den				
<p>POV05 High is Good</p>					
POV10 ↑ Number of people gaining employment through Employability Support	RAG			GREEN	The new development work around ways of working with employers implemented over the last 6 months to a year have had a positive impact on assisting people into employment. Linking people to vacancies and the more personal approach with employers has had a positive effect. Mentoring is of a high level and working with all teams to ensure a coordinated approach to employment has led to an excellent quarter 1 performance
	Result	134	122	210	
	Target			133.75	
	Trend	IMPROVING	DECLINING	IMPROVING	
	Num	134.	122.	210	
	Den				
<p>POV10 High is Good</p>					

Tackling poverty and enabling communities 2023-28

Performance Indicator	KEY	2021/2022 Quarter 1	2022/2023 Quarter 1	2023/2024 Quarter 1	Comment-2023/2024
POV11 ↑ Number of accredited qualifications achieved by adults with local Authority support	RAG			GREEN	A reduced training offer to partners has meant starting the training offer in June which has meant lower numbers than this time last year having not offered any training in April or May. This will increase as the training offers are now in place.
	Result	182	210.	97	
	Target			12.50	
	Trend	IMPROVING	IMPROVING	DECLINING	
	Num	182	210.	97	
	Den				
<p>POV11 High is Good</p>					
POV12 ↑ Value of grants received by the Tackling Poverty Development Team to support organisations and services to tackle poverty	RAG			GREEN	Welsh Government grants received Qtr 1: Direct Food Support Grant (£87,850), Period Dignity in Communities (£83,240). Note: The Period Dignity Grant also includes funding for schools (£128,613) not included in this PI.
	Result		No Data	171090	
	Target			100000	
	Trend			No Data	
	Num			171090	
	Den				
NO GRAPH DISPLAYED First Year of reporting					

Swansea Council Net Zero 2030

Much work has been undertaken to reduce emissions and encourage behaviour change across the organisation during 2022-23 and into the first quarter of 2023/24:

- Phase 2 of the retrofit programme has commenced.
- Emissions data being collated for 22-23 with focus on fleet and building re:fits to ensure the greatest impact on delivery.
- Delivery plan in place but risk lack of funds to deliver full plan
- Premise Management toolkits have been developed and piloted to encourage further energy savings through behaviour change, improved monitoring of controls etc.
- The introduction of the Energy Sparks programme across all school premises to reduce energy consumption and encourage behaviour change.
- Appointment of a Project Manager for Carbon Reduction
- Developed and launched two internal e-learning training modules and three front line tool box talks, which have been shared with regional councils too. Some face to face training currently being piloted.
- Set up a communication group to share best practice and cascading of key messages.
- Worked with Procurement to pilot the embedding of sustainability questions into the tendering process.
- Started work on an internal Sustainable Food Policy
- Continued work on the Healthy Travel Charter commitment
- Work has been undertaken to understand more on delivering Staff Travel Plans.
- 85% street lights now LED, 1,438 fitted during 22-23, 13% total in Co2 emissions compared to 21-22.
- Approx. 100 ULEV vehicles and supporting charge points introduced. Alternative fuel trial being scoped (HVO) and fleet utilisation review commencing to understand fleet demand/need for potential efficiencies. Next phase of charge point installations being planned to enable renewing next tranche of vehicles (subject to being financially viable).
- Wider EV strategy work continued. Capital grant funding secured for the delivery of 'fast' and 'rapid' publicly available EV charge points in 2023/24, from the Welsh Government's Ultra Low Emission Vehicle Transformation Fund. No funding beyond March 2024 secured to date.

Swansea Net Zero 2050

Momentum was gained on working collaboratively across the county on the wider agenda during 2022-23.

- The formation of a Climate Signatories cross sector group to support the ambition of a Net Zero Swansea by 2050
- Awarded SPF grant to deliver an Adaptation and Mitigation Plan for Swansea, in collaboration with the Climate Signatories group and the PSB.
- Delivered 8 Swansea wide projects from the environmental partners framework. Two commissioned for first quarter of 23-24.
- The continued delivery of the councils Waste Strategy 2022-25, already implementing all actions within the Strategy. These actions must be maintained to ensure increases in performance are sustained. In 2023/24 the service area will be working on: modelling for future waste strategies; preparing for/implementing changes required by new WG non-domestic waste legislation and developing an action plan to mitigate unfunded budget pressures. Budget pressures will undoubtedly present the biggest challenge as budget setting for 24/25 begins towards the end of the year.
- The energy team have been working with City Science on a Welsh Government commissioned project - developing a Local Area Energy Plan (LAEP). Work is due to completed in March 24. Relationships have been built with regional councils during this project. Currently at modelling stage.

- A working group has been established to support the delivery of the external Lagoon project. Cabinet report approved May 23.
- Tir John Solar Farm - Planning now approved.
- Active Travel routes - Capital grant funding secured for the delivery of 'fast' and 'rapid' publicly available EV chargepoints in 2023/24, from the Welsh Government's Ultra Low Emission Vehicle Transformation Fund. No funding beyond March 2024 secured to date.

Nature Recovery

- Tree canopy coverage and planting opportunity map due to be completed July 2023
- Wild About your Ward greening opportunities identified for 4 wards and opportunity mapping will continue to be rolled out across wards until at least March 2025
- Section 6 Duty reported to Welsh Government Jan 2023 Preparation of the next Council report to 2025 will follow on from adoption of the Local Nature Recovery Action Plan late 2023
- LNRAP drafted due for adoption late 2023. Presented to STC in July. County wide GI strategy to be produced jointly with NRW to be held in abeyance until 2024/25
- Work to improve the ecosystem resilience of Council owned Sites of Special Scientific Interest (SSSI), Local Nature Reserves (LNR), Sites of Importance for Nature Conservation (SINCs) and greenspaces is ongoing across many council owned protected sites, nature reserves and SINCs but is dependent upon grant funding.
- Continued to deliver a programme of wildflower planting and management and take actions that help to control invasive non-native species. 12 sites trial covering approximately 15.2 ha of parks, amenity grasslands and road verges being managed as species rich wildflower meadows. Five 'cut and collect' machines purchased to enable this work. too early to assess outcomes. Sites are also being planted up with native local provenance wildflowers. INNS have been mapped and subject to an ongoing programme of treatment focusing on nature reserves and Council Housing land.
- Engagement with local communities has continued with significant volunteer engagement following appointment of grant funded volunteer coordinator in June 22. Temporary contract extended until March 2025.
- Air Quality Annual Progress Reports have been submitted and approved by Welsh Government. Next report to be submitted 20th sept 2023. Bathing Water Model continues to predict hourly concentrations at Swansea Bay DSP. Officer involvement with contaminated land and planning applications continues.

No quarterly PI's to report

In the first quarter of 2023-24, Council approved the Medium Term Financial Plan 2024-25 to 2025-26, the Revenue Budget for 2023-24 and the Budget Requirement and Council Tax Levy for 2023-24. Council also approved a revised Capital Budget for 2022-23 and the Capital Budget for 2023-24 to 2027-28.

During this quarter work on preparing for the implementation of the Corporate Transformation Programme began to take shape. The Corporate Transformation plan, Workforce OD Programme and the Digital Strategy 2023-38 and Transformation Programme were approved by the relevant governance boards and Cabinet in April 2023.

In terms of the council's digital agenda, the Oracle Fusion project progressed and on 31 March 2023 the system was ready to go live the following day, in line with the project plan.

In this quarter the number of online payments received via the council's website followed the regular seasonal pattern of being significantly higher than the previous quarter (i.e. 4,134 more payments).

The number of forms completed on line for fully automated processes was 191,097. This indicator now included all processes which are connected into back office systems therefore there is no comparative historical data for the same quarter in the previous year. It is anticipated that this figure will increase once the new customer account is added and new processes are added. The number of active Swansea account holders is a new indicator and is 341 for this quarter. It is anticipated that the number of users will increase once the new customers account has been integrated into the website.

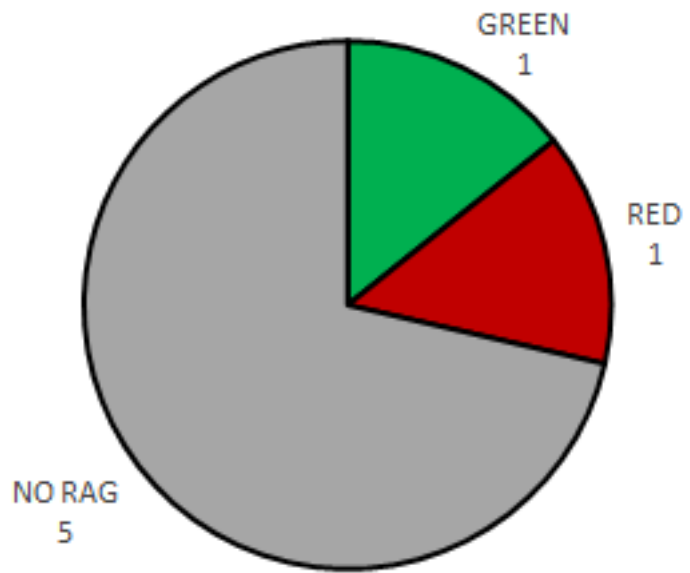
There were no serious data breaches during the quarter as the risk to the data subjects were low.

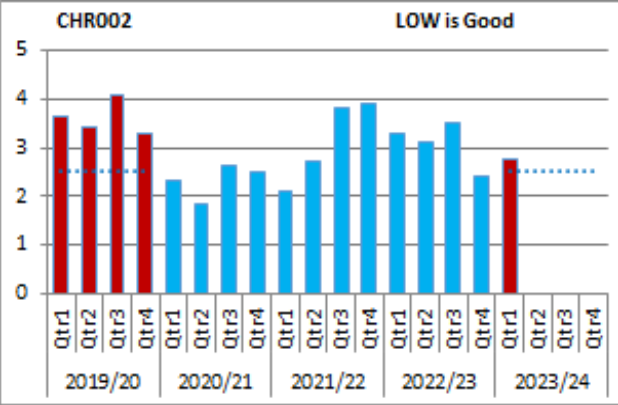
The target for the percentage of invoices to be paid within a 30 day period has been set at 95%. Due to Fusion reporting not yet being complete the performance data is not expected to be available until the end of Q2.

At the end of March 2023, the total number of working days/shifts per full time equivalent lost due to sickness absence was 12.28 days, which was above our target of 10 days, but an improvement on the 12.66 days lost per FTE in 2021-22. This is to be expected as we emerge from the pandemic and see lower levels of absence attributed to Covid-19. Work has commenced on a review of our approach to managing absence and occupational health provision which aims to explore ways to further reduce levels of absence towards our target of 10 days per FTE.



60% of corporate complaints were closed within 10 working days and 17% were closed just out of the time scale. 29% were still open as they were complicated matters to resolve. We anticipate an improvement with the introduction of a new complaints system to be introduced in July 2023.


Performance against Target
2023/2024 Quarter 1



Performance Indicator	KEY	2021/2022 Quarter 1	2022/2023 Quarter 1	2023/2024 Quarter 1	Comment-2023/2024
CHR002 ↓ The number of working days/shifts per full time equivalent lost due to sickness absence 	RAG			RED	Note from Performance Team - Data quality under review. The number of days lost to sickness absence in Q1 is just short of target for this point in the year but is an improvement on the same period last year. Projecting to the end of Q4 would give an outturn of 11.04 days per FTE. This would show a continuing improvement from 12.66 days in 2021/22 and 12.28 days in 22/23.
	Result	2.09	3.27	2.76	
	Target			2.50	
	Trend	IMPROVING	DECLINING	IMPROVING	
	Num	19045.76	30841.14	26051.83	
	Den	9093.07	9445.78	9444.92	
CUST12 ↑ Percentage of corporate stage 1 complaints closed within 10 working days NO GRAPH DISPLAYED First Year of reporting	RAG				268 were answered within the deadline, 55 were slightly outside the timescale and 132 are still open. Some of the complaints are complicated and can take time to resolve. Overall this is likely to improve with the new complaints system which went live on the 1st July.
	Result		No Data	83.00%	
	Target				
	Trend			Trend not displayed	
	Num			268	
	Den			323	

Performance Indicator	KEY	2021/2022 Quarter 1	2022/2023 Quarter 1	2023/2024 Quarter 1	Comment-2023/2024
CUST13 ↑ Number of Swansea Account holders active during the period NO GRAPH DISPLAYED First Year of reporting	RAG				This is a new indicator. The number of users will increase once the new customer account has been added as an integration into the council's website.
	Result		No Data	341	
	Target				
	Trend			Trend not displayed	
	Num			341	
	Den				
CUST2a ↑ Number of online payments received via City and County of Swansea websites	RAG			GREEN	
	Result	30406	29819	33953	
	Target			32500	
	Trend	IMPROVING	DECLINING	IMPROVING	
	Num	30406	29819	33953	
	Den				

Performance Indicator	KEY	2021/2022 Quarter 1	2022/2023 Quarter 1	2023/2024 Quarter 1	Comment-2023/2024
CUST2c  Number of forms completed online for fully automated processes. NO GRAPH DISPLAYED First Year of reporting	RAG		No Data	191097	This indicator now includes all processes which are connected into the back office systems. Previously some processes brought in during Covid were not included, to keep consistency in measurement before and after the pandemic. The numbers will increase once the new customer account has been added and new processes are added.
	Result				
	Target				
	Trend			Trend not displayed	
	Num			191097	
	Den				
FINA16  Percentage of invoices and payment documents paid within 30 days.	RAG		No Data		Target is set at 95% of all invoices to be paid within a 30 day period. Due to Fusion reporting not yet being complete the performance is not expected to be available until the end of Q2.
	Result				
	Target				
	Trend				
	Num				
	Den				

Performance Indicator	KEY	2021/2022 Quarter 1	2022/2023 Quarter 1	2023/2024 Quarter 1	Comment-2023/2024
PROC12  Number of data breaches which has resulted in an enforcement or monetary penalty notice being issued by the Information Commissioners Office (ICO)	RAG				
	Result	0	0	0	
	Target				
	Trend	STATIC	STATIC	Trend not displayed	
	Num	0	0	0	
	Den				
NO GRAPH DISPLAYED All result are zero					

PI Ref	Direction of Travel	PI Description	Appendix B
Quarterly		1. Safeguarding	
AD011e	↑	The percentage of residential reablement stays completed during the year where the need for support was mitigated or reduced	
AD011f	↑	The percentage of community reablement packages completed during the year where the need for support was mitigated or reduced	
AD017i	↑	The percentage of Care and Support plans for adults that were due to be reviewed during the collection period which were reviewed at least once during the collection period (NEW)	
AD024i	↑	The percentage of enquiries completed within 7 working days from the receipt of the reported alleged abuse.	
AS13b	↑	The percentage of carers identified and offered an assessment during the period	
CFS14a	↑	The percentage of contacts received by statutory children's social services during the period where a decision was made by the end of the next working day	
CFS18a	↓	The rate of looked after children (LAC) per 10,000 of the 0-17 Swansea population at end of the period (excluding asylum seekers)	
CFS19a	↑	The percentage of visits to children on the CPR which were not overdue.	
CFS24	↓	The number of Children / Young People Supported by Child and Family Services at the end of the period	
CFS25i	↑	The number of Children / Young People supported by the Early Help Hubs at the end of the period	
CHP26	↓	The total number of children on the child protection register at end of the Period	
		2. Education and Skills	
EDU016a	↑	Percentage of pupil attendance in primary schools	
EDU016b	↑	Percentage of pupil attendance in secondary schools	
EDCP42	↑	Percentage of pupil attendance in the Pupil Referral Unit (NEW)	
EDCP43	↑	Percentage of pupil attendance in special schools (NEW)	
EDCP18d	↑	Young people known to be NOT in Education, Employment and Training (EET) [at 16, on leaving formal education]	
EDCP44	↑	Percentage take-up of Universal Free School Meals (within WG offer) (NEW)	
EDW001	↑	Number of learners assessed for Year 11 qualifications through the medium of Welsh (NEW)	
EDW002	↑	Learners educated through the medium of Welsh at Nursery and Reception Ages (NEW)	
EDW003	↑	Learners remaining in Welsh-medium provision when transferring from one key stage to another (NEW)	
	↑	Leaders on MLDP/SLDP/Aspiring Headteacher & NPQH qualifications (tbc)	
	↑	Number of Schools whose DEC rating is either an A or improves by at least one grade during the year (tbc)	
	↑	Number of Schools that are rated net zero operational carbon (tbc)	

PI Ref	Direction of Travel	PI Description	Appendix B
3. Economy and Infrastructure			
BBMA5	↑	Number of contracts started with Beyond Bricks & Mortar Community Benefit clauses in their contracts. (revised PI)	
EC2	↑	The percentage of all major applications with an economic imperative that are approved	
EC7	↓	Average Turnaround Time for Land Charge Searches completed in the period	
EP28a	↑	The percentage of all planning applications determined within agreed timescales (NEW)	
CTT4	↑	Tourism - The amount of money spent by visitors attracted to Swansea (£m)	
EC6	↑	Number of new housing units created in Transforming Towns target areas as a result of Transforming Towns Programme funding.	
ESD1	↑	Value of inward investment related to property-based projects where the authority owns some of or all the land (or adjoining land which facilitates the development)	
	↑	Number of jobs created by Swansea Council commercial developments (tbc)	
	↑	Amount of floorspace created by Swansea Council (measured by sq m) to accommodate job creation (tbc)	
4. Tackling Poverty & enabling communities			
HBCT01a	↓	Housing Benefit Speed of Processing: a) Average time for processing new claims.	
HBCT01b	↓	Housing Benefit Speed of Processing: b) Average time for processing notifications of change in circumstances.	
HBCT02a	↓	Council Tax Reduction Speed of Processing: a) Average time for processing new claims.	
HBCT02b	↓	Council Tax Reduction Speed of Processing: b) Average time for processing notifications of change in circumstances	
POV05	↑	The amount of welfare benefits raised through securing rights and entitlements by the Welfare Rights Team	
POV10	↑	Number of people gaining employment through Employability Support	
POV11	↑	Number of accredited qualifications achieved by adults with local Authority support	
POV12	↑	Value of grants received by the Tackling Poverty Development Team to support organisations and services to tackle poverty (NEW)	
HSG16a	↑	Total number of additional affordable housing units delivered per year by the Local Authority.	
HSG16b	↑	Total number of additional affordable housing units delivered per year by Registered Social Landlords.	
HSG16c	↑	Total number of additional affordable housing units delivered per year through Section 106 Agreements/other sources.	
5. Nature Recovery & Climate Change			
CCNR1	↑	Numbers of trees planted during the year across the council (NEW)	
CCNR2	↑	The increase in number of council locations with renewable energy sources (NEW)	

PI Ref	Direction of Travel	PI Description	Appendix B
CCNR3	↑	Number of Members and officers that have completed Climate Change and Nature Recovery Training (NEW)	
CCNR4	↑	Number of projects delivered through the Environmental Partners Framework to support ambition of Swansea Net Zero 2050. (NEW)	
CCNR5	↑	Percentage of the Council fleet which are Ultra Low Emission Vehicles (ULEVs) (NEW)	
WMT009b	↑	The percentage of Municipal Waste collected by local authorities and prepared for reuse and/or recycled, including source segregated biowastes that are composted or treated biologically in another way..	
6. Transformation & Financial Resilience			
CHR002	↓	The no. of working days / shifts per full time equivalent (FTE) local authority employee lost due to sickness absence	
PROC12	↓	Number of data breaches which have resulted in a reprimand, enforcement or monetary penalty notice being issued by the Information Commissioners Office (ICO)	
CUST12	↑	Percentage of corporate stage 1 complaints closed within 10 working days (NEW)	
CUST13	↑	Number of Swansea Account Holders active during the period (NEW)	
CUST2a	↑	Number of online payments received via City & County of Swansea websites	
CUST2c	↑	Number of forms completed online for fully automated processes	
FINA16	↑	Percentage of invoices and payment documents paid within 30 days. (NEW)	

KEY

KPIs shaded yellow are reported quarterly - otherwise reporting is annual.

Appendix C - Integrated Impact Assessment Screening Form

Please ensure that you refer to the Screening Form Guidance while completing this form.

Which service area and directorate are you from?

Service Area: SDU

Directorate: Corporate Services

Q1 (a) What are you screening for relevance?

- New and revised policies, practices or procedures
- Service review, re-organisation or service changes/reductions, which affect the wider community, service users and/or staff
- Efficiency or saving proposals
- Setting budget allocations for new financial year and strategic financial planning
- New project proposals affecting staff, communities or accessibility to the built environment, e.g., new construction work or adaptations to existing buildings, moving to on-line services, changing location
- Large Scale Public Events
- Local implementation of National Strategy/Plans/Legislation
- Strategic directive and intent, including those developed at Regional Partnership Boards and Public Services Board, which impact on a public bodies functions
- Medium to long term plans (for example, corporate plans, development plans, service delivery and improvement plans)
- Setting objectives (for example, well-being objectives, equality objectives, Welsh language strategy)
- Major procurement and commissioning decisions
- Decisions that affect the ability (including external partners) to offer Welsh language opportunities and services
- Other

(b) Please name and fully describe initiative here:

Q1 2023/24 Performance Monitoring Report – This report is on performance during Q1 2023/24 in delivering the Council's key priorities as set out in the Corporate Plan.

Q2 What is the potential impact on the following: the impacts below could be positive (+) or negative (-)

	High Impact		Medium Impact		Low Impact		Needs further Investigation	No Impact
	+	-	+	-	+	-		
Children/young people (0-18)	<input type="checkbox"/>	<input type="checkbox"/>	<input type="checkbox"/>	<input type="checkbox"/>	<input type="checkbox"/>	<input type="checkbox"/>	<input type="checkbox"/>	<input checked="" type="checkbox"/>
Older people (50+)	<input type="checkbox"/>	<input type="checkbox"/>	<input type="checkbox"/>	<input type="checkbox"/>	<input type="checkbox"/>	<input type="checkbox"/>	<input type="checkbox"/>	<input checked="" type="checkbox"/>
Any other age group	<input type="checkbox"/>	<input type="checkbox"/>	<input type="checkbox"/>	<input type="checkbox"/>	<input type="checkbox"/>	<input type="checkbox"/>	<input type="checkbox"/>	<input checked="" type="checkbox"/>
Future Generations (yet to be born)	<input type="checkbox"/>	<input type="checkbox"/>	<input type="checkbox"/>	<input type="checkbox"/>	<input type="checkbox"/>	<input type="checkbox"/>	<input type="checkbox"/>	<input checked="" type="checkbox"/>
Disability	<input type="checkbox"/>	<input type="checkbox"/>	<input type="checkbox"/>	<input type="checkbox"/>	<input type="checkbox"/>	<input type="checkbox"/>	<input type="checkbox"/>	<input checked="" type="checkbox"/>
Race (including refugees)	<input type="checkbox"/>	<input type="checkbox"/>	<input type="checkbox"/>	<input type="checkbox"/>	<input type="checkbox"/>	<input type="checkbox"/>	<input type="checkbox"/>	<input checked="" type="checkbox"/>
Asylum seekers	<input type="checkbox"/>	<input type="checkbox"/>	<input type="checkbox"/>	<input type="checkbox"/>	<input type="checkbox"/>	<input type="checkbox"/>	<input type="checkbox"/>	<input checked="" type="checkbox"/>
Gypsies & travellers	<input type="checkbox"/>	<input type="checkbox"/>	<input type="checkbox"/>	<input type="checkbox"/>	<input type="checkbox"/>	<input type="checkbox"/>	<input type="checkbox"/>	<input checked="" type="checkbox"/>
Religion or (non-)belief	<input type="checkbox"/>	<input type="checkbox"/>	<input type="checkbox"/>	<input type="checkbox"/>	<input type="checkbox"/>	<input type="checkbox"/>	<input type="checkbox"/>	<input checked="" type="checkbox"/>
Sex	<input type="checkbox"/>	<input type="checkbox"/>	<input type="checkbox"/>	<input type="checkbox"/>	<input type="checkbox"/>	<input type="checkbox"/>	<input type="checkbox"/>	<input checked="" type="checkbox"/>
Sexual Orientation	<input type="checkbox"/>	<input type="checkbox"/>	<input type="checkbox"/>	<input type="checkbox"/>	<input type="checkbox"/>	<input type="checkbox"/>	<input type="checkbox"/>	<input checked="" type="checkbox"/>
Gender reassignment	<input type="checkbox"/>	<input type="checkbox"/>	<input type="checkbox"/>	<input type="checkbox"/>	<input type="checkbox"/>	<input type="checkbox"/>	<input type="checkbox"/>	<input checked="" type="checkbox"/>
Welsh Language	<input type="checkbox"/>	<input type="checkbox"/>	<input type="checkbox"/>	<input type="checkbox"/>	<input type="checkbox"/>	<input type="checkbox"/>	<input type="checkbox"/>	<input checked="" type="checkbox"/>
Poverty/social exclusion	<input type="checkbox"/>	<input type="checkbox"/>	<input type="checkbox"/>	<input type="checkbox"/>	<input type="checkbox"/>	<input type="checkbox"/>	<input type="checkbox"/>	<input checked="" type="checkbox"/>
Carers (inc. young carers)	<input type="checkbox"/>	<input type="checkbox"/>	<input type="checkbox"/>	<input type="checkbox"/>	<input type="checkbox"/>	<input type="checkbox"/>	<input type="checkbox"/>	<input checked="" type="checkbox"/>
Community cohesion	<input type="checkbox"/>	<input type="checkbox"/>	<input type="checkbox"/>	<input type="checkbox"/>	<input type="checkbox"/>	<input type="checkbox"/>	<input type="checkbox"/>	<input checked="" type="checkbox"/>
Marriage & civil partnership	<input type="checkbox"/>	<input type="checkbox"/>	<input type="checkbox"/>	<input type="checkbox"/>	<input type="checkbox"/>	<input type="checkbox"/>	<input type="checkbox"/>	<input checked="" type="checkbox"/>
Pregnancy and maternity	<input type="checkbox"/>	<input type="checkbox"/>	<input type="checkbox"/>	<input type="checkbox"/>	<input type="checkbox"/>	<input type="checkbox"/>	<input type="checkbox"/>	<input checked="" type="checkbox"/>

Appendix C - Integrated Impact Assessment Screening Form

Human Rights

**Q3 What involvement has taken place/will you undertake e.g. engagement/consultation/co-productive approaches?
Please provide details below – either of your activities or your reasons for not undertaking involvement**

This report is on performance during Q1 2023/24 in delivering the Council's key priorities as set out in the Corporate Plan, so there is no direct impact on people or communities and no consultation or engagement is required.

Q4 Have you considered the Well-being of Future Generations Act (Wales) 2015 in the development of this initiative:

- a) Overall does the initiative support our Corporate Plan's Well-being Objectives when considered together?
Yes No
- b) Does the initiative consider maximising contribution to each of the seven national well-being goals?
Yes No
- c) Does the initiative apply each of the five ways of working?
Yes No
- d) Does the initiative meet the needs of the present without compromising the ability of future generations to meet their own needs?
Yes No

Q5 What is the potential risk of the initiative? (Consider the following impacts – equality, socio-economic, environmental, cultural, legal, financial, political, media, public perception etc...)

High risk

Medium risk

Low risk

Q6 Will this initiative have an impact (however minor) on any other Council service?

Yes

No

If yes, please provide details below

Q7 Will this initiative result in any changes needed to the external or internal website?

Yes

No

If yes, please provide details below

Q8 What is the cumulative impact of this proposal on people and/or communities when considering all the impacts identified within the screening and any other key decisions affecting similar groups/ service users made by the organisation?

(You may need to discuss this with your Service Head or Cabinet Member to consider more widely if this proposal will affect certain groups/ communities more adversely because of other decisions the

Appendix C - Integrated Impact Assessment Screening Form

organisation is making. For example, financial impact/poverty, withdrawal of multiple services and whether this is disadvantaging the same groups, e.g., disabled people, older people, single parents (who are mainly women), etc.)

Outcome of Screening – This report is on performance during Q1 2023/24 in delivering the Council’s key priorities as set out in the Corporate Plan, so there is no direct impact on people or communities.

- Q9 Please describe the outcome of your screening using the headings below:**
- **Summary of impacts identified and mitigation needed (Q2)**
 - **Summary of involvement (Q3)**
 - **WFG considerations (Q4)**
 - **Any risks identified (Q5)**
 - **Cumulative impact (Q7)**

(NB: This summary paragraph should be used in the ‘Integrated Assessment Implications’ section of corporate report)

Full IIA to be completed

Do not complete IIA – please ensure you have provided the relevant information above to support this outcome

NB: Please email this completed form to the Access to Services Team for agreement before obtaining approval from your Head of Service. Head of Service approval is only required via email.

Screening completed by:
Name: R Rowlands
Job title: Strategic Delivery & Performance Manager
Date: 15/08/23
Approval by Head of Service:
Name: Lee Wenham
Position: Head of Communications & marketing
Date: 15/08/23

Please return the completed form to accesstoservices@swansea.gov.uk

Agenda Item 8

Service Improvement, Regeneration and Finance Work Plan 2023/24

<p>Meeting 1 Tuesday 10am 27 Jun 2023</p>	<p>Last meeting of Service Improvement and Finance</p> <ul style="list-style-type: none"> • Road Repairs Cllr Andrew Stevens – Cabinet Member for Environment and Infrastructure Stuart Davies – Head of Highways and Transportation Bob Fenwick – Group Leader Highways Maintenance
<p>Meeting 2 Tuesday 10am 11 July 2023</p>	<p>Last meeting of Development and Regeneration</p> <ul style="list-style-type: none"> • Focussed Topic: Project Review - Swansea Arena Cllr Rob Stewart – Cabinet Member for Economy, Finance and Strategy Cllr Robert Francis-Davies - Cabinet Member for Investment, Regeneration & Tourism Lee Richards – City Centre Leader /Lisa Mart – Venue Director • Regeneration Programme / Project Monitoring Report Cllr Robert Francis-Davies – Cabinet Member for Investment, Regeneration, Events & Tourism Phil Holmes – Head of Planning and City Regeneration Huw Mowbray - Development and Physical Regeneration Strategic Manager
<p>Meeting 3 Tuesday 10am 5 Sept 2023</p>	<ul style="list-style-type: none"> • Revenue Financial Outturn 22-23 and Revenue Outturn 22-23 (Housing Revenue Account) Cllr Rob Stewart - Cabinet Member for Economy, Finance and Strategy Ben Smith – Director of Finance / S.151 Officer • Annual Performance Monitoring Report 2022/2023 Cllr David Hopkins – Cabinet Member for Corporate Services & Performance Richard Rowlands – Strategic Delivery & Performance Manager • Annual Review of Performance 2022/2023 Cllr David Hopkins – Cabinet Member for Corporate Services & Performance Richard Rowlands – Strategic Delivery & Performance Manager
<p>Meeting 4 Tuesday 10am 26 Sept 2023</p>	<ul style="list-style-type: none"> • Capital Outturn and Financing 2022/23 Cllr Rob Stewart - Cabinet Member for Economy, Finance and Strategy Ben Smith – Director of Finance / S.151 Officer • Quarter 1 2023/24 Performance Monitoring Report Cllr David Hopkins – Cabinet Member for Corporate Services & Performance Richard Rowlands – Strategic Delivery & Performance Manager
<p>Meeting 5 Tuesday 10am 17 Oct 2023</p>	<ul style="list-style-type: none"> • Audit Wales Report – Setting of Wellbeing Objectives Cllr David Hopkins – Cabinet Member for Corporate Services & Performance Richard Rowlands – Strategic Delivery & Performance Manager • Review of Revenue Reserves Cllr Rob Stewart - Cabinet Member for Economy, Finance and Strategy Ben Smith – Director of Finance / S.151 Officer • Welsh Public Library Standards Annual Performance Report Cllr Elliott King – Cabinet Member Culture, Human Rights and Equalities Karen Gibbins – Library Services Manager Bethan Lee – Principal Librarian
<p>Meeting 6 Tuesday 10am 14 Nov 2023</p>	<ul style="list-style-type: none"> • Mid Term Budget Statement 2023/24 Cllr Rob Stewart - Cabinet Member for Economy, Finance and Strategy Ben Smith – Director of Finance / S.151 Officer • Q1 Revenue and Capital Budget Monitoring Report – 2023/24 Cllr Rob Stewart - Cabinet Member for Economy, Finance and Strategy Ben Smith – Director of Finance / S.151 Officer • Regeneration Project(s) Update (To be decided) Cllr Robert Francis-Davies – Cabinet Member for Investment, Regeneration, Events & Tourism

	<p>Phil Holmes – Head of Planning and City Regeneration Huw Mowbray - Development and Physical Regeneration Strategic Manager</p>
<p>Meeting 7 Tuesday 10am 12 Dec 2023</p>	<ul style="list-style-type: none"> • Q2 Revenue and Capital Budget Monitoring Report 2023/24 Cllr Rob Stewart - Cabinet Member for Economy, Finance and Strategy Ben Smith – Director of Finance / S.151 Officer • Recycling and Landfill - Annual Performance Monitoring Report Cllr Cyril Anderson– Cabinet Member Community Services Chris Howell – Head of Waste Management and Parks Matthew Perkins – Group Leader, Waste
<p>Meeting 8 Tuesday 10am 16 Jan 2024</p>	<ul style="list-style-type: none"> • Budget Proposals Cllr Rob Stewart - Cabinet Member for Economy, Finance and Strategy Ben Smith – Director of Finance / S.151 Officer • Q2 Performance Monitoring Report 2023/24 Cllr David Hopkins – Cabinet Member for Corporate Services & Performance Richard Rowlands – Strategic Delivery & Performance Manager • Tourism Destination Management Plan Update Cllr Robert Francis-Davies – Cabinet Member for Investment, Regeneration, Events & Tourism Steve Hopkins – Tourism and Marketing Manager
<p>Meeting 9 February 2024 Date TBC</p>	<ul style="list-style-type: none"> • Pre-Decision Scrutiny of Cabinet Reports: Annual Budget Cllr Rob Stewart - Cabinet Member for Economy, Finance and Strategy Ben Smith – Director of Finance / S.151 Officer • Q3 Revenue and Capital Budget Monitoring Report 2023/24 Cllr Rob Stewart - Cabinet Member for Economy, Finance and Strategy Ben Smith – Director of Finance / S.151 Officer
<p>Meeting 10 Tuesday 10am 12 Mar 2024</p>	<ul style="list-style-type: none"> • Regeneration Project(s) Update (To be decided) Cllr Robert Francis-Davies – Cabinet Member for Investment, Regeneration, Events & Tourism Phil Holmes – Head of Planning and City Regeneration Huw Mowbray - Development and Physical Regeneration Strategic Manager • Achievement against Corporate Priorities / Objectives / Policy Commitments for Development and Regeneration Cllr Robert Francis-Davies – Cabinet Member for Investment, Regeneration, Events & Tourism Phil Holmes – Head of Planning and City Regeneration Huw Mowbray - Development and Physical Regeneration Strategic Manager
<p>Meeting 11 Tuesday 10am 9 Apr 2024</p>	<ul style="list-style-type: none"> • Annual Review of Wellbeing Objectives and Corporate Plan Cllr Rob Stewart - Cabinet Member for Economy, Finance and Strategy Cllr Andrea Lewis – Cabinet Member for Service Transformation Richard Rowlands – Strategic Delivery & Performance Manager • Q3 Performance Monitoring Report 2023/24 Cllr David Hopkins - Cabinet Member for Corporate Services & Performance Richard Rowlands – Strategic Delivery & Performance Manager
<p>Meeting 12 Tuesday 10am 7 May 2024</p>	<ul style="list-style-type: none"> • Planning Annual Performance Report Cllr David Hopkins – Cabinet Member for Cabinet Member for Corporate Services & Performance Phil Holmes – Head of Planning and City Regeneration Ian Davies - Development Manager Tom Evans – Place making and Strategic Planning Manager • City Centre Retail Councillor Rob Stewart – Cabinet Member for Economy, Finance & Strategy

	Cllr Robert Francis-Davies – Cabinet Member for Investment, Regeneration, Events & Tourism Paul Relf – Economic Development and External Funding Manager
--	--

Welsh Housing Quality Standards Annual Update – WHQS has now been achieved therefore there is no update for 23/24 however new WHQS standards are due end of 2024 therefore update on new standards can be given in 24/25.

Annual Complaints Report – Moved to SPC

Welsh Language Standards Annual Report – Moved to SPC